



ORAL HEALTH REPORT

2019

Ministry of Health
Sri Lanka

Oral Health Report

2019



Research and Surveillance Unit
Institute of Oral Health
Maharagama
Ministry of Health
Sri Lanka

Research and Surveillance Unit
Institute of Oral Health
Maharagama

All rights reserved. This report may be reproduced in whole or in part for study or training purposes subject to the inclusion of an acknowledgement of the source. The contents cannot be used for commercial purposes. Reproduction for purposes other than those indicated above requires written permission from the Ministry of Health.

Tel - +94 112 837 988

Fax - + 94 112 844 159

Email - resurvenioh@gmail.com

Web - <http://www.moh.gov.lk>

Published by:

Ministry of Health,

385, Rev. Baddegama Wimalawansa Thero Mawatha, Colombo 10,
Sri Lanka.

Second edition – September 2021

ISBN978-624-5719-10-5

First edition - July 2020

ISBN 978-955-3666-82-6

Message from the Director General of Health Services

I am happy to forward this message to the “Oral Health Report 2019” of Sri Lanka. Oral Health Report 2019 is a comprehensive report that describes the oral health services provided to the Sri Lankan public by Ministry of Health Sri Lanka during the year 2019.

During the year 2019, more than four million people had been cared by the dental surgeons attached to out-patient department dental clinics. Moreover, specialized oral health services were provided to around 700,000 people and around 950,000 school children had been cared at the school dental clinics. The provision of oral health services increased gradually over the years.

It is highly needed to do periodic evaluation of the oral health services provided to the public for the purpose of planning, implementation, monitoring and evaluation of the current system which will in turn help to control the oral disease burden of the country.

I hope and wish that the Research and Surveillance Unit of the Institute of Oral Health Maharagama will continue this activity, which is useful for the improvement of the quality of oral health services provided to the Sri Lankan public.

Dr. Asela Gunawardana
Director General of Health Services
Ministry of Health

Message from the Deputy Director General of Dental Services

I am pleased to send this message to the “Oral Health Report 2019” which is compiled by Research and Surveillance Unit, Institute of Oral Health, Maharagama, Ministry of Health.

Oral health report 2019 explains the oral health services provided by the Ministry of Health Sri Lanka which can be utilized to improve the oral health services in the country. Timely publication of comprehensive data related to oral health services is essential for planning, implementation, monitoring and evaluation both at national and regional level.

I take this opportunity to appreciate the work done by Dr. Prasanna Jayasekara, Consultant in Community Dentistry and the team members of Research and Surveillance Unit. I expect all relevant parties will utilize this information to improve the oral health service in Sri Lanka.

Dr. Ananda Jayalal
Deputy Director General of Dental Services
Ministry of Health

Preface

Research and Surveillance Unit of Institute of Oral Health, Maharagama is pleased to present the second oral health report and it is for the year 2019. It provides the status of the oral health services provided through Ministry of Health Sri Lanka and its progress throughout the years.

This report consists of routine data reported through monthly returns of dental surgeons (H1201a), school dental therapists (H982), data gathered from specialized oral health units and secondary data from other published health reports.

Information provided in this report would be utilized to identify the areas which need special attention for programme planning at national, provincial and regional levels in order to provide quality oral health services to Sri Lankan public.

I would like to extend my sincere gratitude to the Deputy Director General of Dental Services and the relevant authorities of Ministry of Health, the Deputy Director, Institute of Oral Health, Maharagama, all the experts who gave the valuable technical inputs, consultants and their team members in all specialized oral health units, the regional dental surgeons, dental surgeons and school dental therapists, and the team of the Research and Surveillance Unit, Institute of Oral Health, Maharagama for their valuable contribution and the Director Family Health Bureau for providing the relevant statistics requested.

Dr. Prasanna Jayasekara
Consultant in Community Dentistry
Research and Surveillance Unit
Institute of Oral Health, Maharagama

Contributors

Administrative support-

Dr. Ananda Jayalal	Deputy Director General of Dental Services
Dr. J. K .M. N. Jayakody	Deputy Director, Institute of Oral Health, Maharagama

Overall coordination-

Dr. J. L. P. Jayasekara	Consultant in Community Dentistry, Research and Surveillance Unit, Institute of Oral Health, Maharagama
-------------------------	---------------------------------------------------------------------------------------------------------

Data entering, data cleaning, statistical analysis and report writing-

Dr. J .L.P. Jayasekara	Consultant in Community Dentistry, Research and Surveillance Unit, Institute of Oral Health, Maharagama
Dr. H. H. M. Dhanapriyanka	Senior Registrar in Community Dentistry, Research and Surveillance Unit, Institute of Oral Health, Maharagama
Dr. W. F. D. Ananda	Dental Surgeon, Research and Surveillance Unit, Institute of Oral Health, Maharagama
Dr. M. A .M. S. Amarasekara	Dental Surgeon, Research and Surveillance Unit, Institute of Oral Health, Maharagama
Dr. D. S. Delpechitre	Registrar in Community Dentistry, Research and Surveillance Unit, Institute of Oral Health, Maharagama
Dr. D. G. S. M. Premarathna	Dental Surgeon, Research and Surveillance Unit, Institute of Oral Health, Maharagama

Executive summary

This report provides a descriptive picture of the oral health services provided by the dental surgeons attached under the Ministry of Health to the Sri Lankan Public during the year 2019. The results were analyzed and presented at the national and district levels which will be more important to plan monitor and evaluate the oral health services provided by Ministry of Health Sri Lanka for the future.

Key findings related to oral health services in Sri Lanka-2019

Number of consultants with acting consultants in Dental Surgery (End of 2019) including Ministry of Health, Ministry of Defence and Faculty of Dental Sciences, University of Peradeniya	124
Number of dental surgeons (End of 2019) including Ministry of Health, Ministry of Defence and Faculty of Dental Sciences, University of Peradeniya	1,570
Number of school dental therapists (End of 2019)	365
Dentists population ratio in 2019	12,870.7
Average target population per school dental therapist in 2019	3,310.9
Total number of patients treated in OPD dental clinics in 2019	4,035,428
Monthly average number of patients treated by a single OPD dental surgeon in 2019	339.7
Monthly average number of patients treated in one OPD dental clinic in 2019	484.9
Monthly average number of pregnant mothers treated in one OPD dental clinic in 2019	34
Monthly average number of children less than 3 years treated in one OPD dental clinic in 2019	8
Monthly average number of adolescents 13 to 19 years treated in one OPD dental clinic in 2019	38.9
Average number of Oral Potentially Malignant Disorder cases identified in one OPD dental clinic throughout the whole year 2019	9.5
Monthly average number of school children screened by a single school dental therapist in 2019	217.4
Monthly average number of treatment completed school children by a single school dental therapist in 2019	94.6
Monthly average number of patients treated in one Oral and Maxillofacial Surgery clinic in 2019	769
Monthly average number of patients treated in one Restorative Dentistry clinic in 2019	529.4
Monthly average number of patients treated in one Orthodontic clinic in 2019	1,249.3
Monthly average number of patients treated in one Preventive Oral Health clinic in 2019	1,268.9

Index

	Page
Message from the Director General of Health Services	iii
Message from the Deputy Director General of Dental Services	iv
Preface	v
Contributors	vi
Executive summary	vii
Index	viii
List of Tables	x
List of Figures	xii
Abbreviations	xviii
Summary Statistics- Sri Lanka	xx
Vision & Mission	xxiii
1 Introduction	1
1.1 Organization of oral healthcare delivery system in Sri Lanka	1
2 Human resource profile of oral healthcare service	3
2.1 Human resource profile of oral healthcare service in the Sri Lanka under the Ministry of Health, Ministry of Defence and Faculty of Dental Sciences, University of Peradeniya	3
2.2 Distribution of government dental surgeons	5
2.3 Specialized Oral Healthcare Services in Sri Lanka	10
2.4 Distribution of School Dental Therapists in Sri Lanka	17
3 Statistics related to OPD dental clinics under the Ministry of Health, Sri Lanka during 2019	19
3.1 Statistics related to patients treated by OPD dental surgeons under the Ministry of Health, Sri Lanka during 2019	19
3.2 Statistics related to type of dental treatments done by OPD dental surgeons under the Ministry of Health, Sri Lanka during the year 2019	22
3.3 Statistics related to the selected special groups of patients managed by OPD dental surgeons under Ministry of Health, Sri Lanka during 2019	37
3.4 Statistics related to dental treatments carried out by OPD dental surgeons during the year 2019 under the Ministry of Health, Sri Lanka according to type of OPD dental clinics	48

3.5	Trend analysis of dental treatments carried out by OPD dental surgeons	70
3.6	Specialized Oral Healthcare Services	72
	3.6.1 Oral and Maxillofacial Surgery	73
	3.6.2 Restorative Dentistry	82
	3.6.3 Orthodontics	85
	3.6.4 Community Dentistry- Preventive Oral Health Clinic	88
4	Preventive Oral Health Services	91
4.1	Oral Health Promotion Unit - Health Promotion Bureau	92
4.2	Oral Health Unit - Family Health Bureau	94
4.3	Oral Cancer Prevention and Control Unit- National Cancer Control Programme	95
4.4	Research and Surveillance Unit- Institute of Oral Health, Maharagama	97
4.5	Training Unit - Institute of Oral Health, Maharagama	98
4.6	Oral Health Unit - Office of Provincial Director of Health Services	99
4.7	Oral Health Unit-National Institute of Health Sciences- Kalutara	102
5	School Dental Service in Sri Lanka	104

List of Tables

No.	Description	Page
2.1	Distribution of the human resource in oral healthcare service in Sri Lanka including Ministry of Health, Ministry of Defence and Faculty of Dental Sciences, University of Peradeniya (End 2019)	4
2.2	Distribution of government dental surgeons per 100,000 population in the year 2019: district variation	7
2.3	Distribution of dental consultants according to the specialty (end of 2019) (Includes those who were under Ministry of Health, Ministry of Defence and Faculty of Dental Sciences, University of Peradeniya)	10
2.4	Description of distribution of different dental consultants in Sri Lanka in 2019 according to the specialty and the affiliation	12
2.5	Distribution of different types of dental consultants under the Ministry of Health across the districts in Sri Lanka in 2019	15
3.1	Monthly average number selected dental treatments carried out by a single OPD dental surgeon during the year 2019: district variation	23
3.2	Total number of OPMD cases identified in OPD dental clinics during 2019 and number of cases of OPMDs identified per OPD dental clinic during the whole year 2019: district variation	34
3.3	Total number of pregnant mothers managed in OPD dental clinics during 2019 and the number of pregnant mothers managed per month per OPD dental clinic during 2019: district variation	39
3.4	Total number of children less than 3 years managed in OPD dental clinics during 2019 and average number of children less than 3 years managed per month per OPD dental clinic in the year 2019: district variation	42
3.5	Total number of adolescents 13 to 19 years managed in OPD dental clinics during 2019 and number of adolescents 13 to 19 years managed per month per OPD dental clinic during 2019: district variation	45

3.6	Number of selected treatments carried out per month per OPD dental surgeon in 2019 according to the type of OPD dental clinic	62
3.7	Number of special groups of patients managed per month per OPD dental surgeon in the year 2019 according to the type of OPD dental clinic	66
3.8	Total number of patients with biopsy confirmed oral cancers treated in OMFS clinics during 2019- according to the institutions they were treated	78
3.9	Total number of patients confirmed as having OPMDs, managed in OMFS clinics during 2019: according to the institutions they were treated	81
4.1	Activities carried out by HPB in 2019	92
4.2	Activities carried out by FHB in 2019	94
4.3	Activities carried out by NCCP in 2019	95
4.4	Activities carried out by R & S unit in 2019	97
4.5	Activities carried out by Training unit in 2019	98
4.6	Activities coordinated and supervised by provincial CCD in Sabaragamuwa Province during 2019	99
4.7	Activities coordinated and supervised by provincial CCD in Western Province during 2019	100
4.8	Activities carried out by the NIHS during 2019	102
5.1	Performance of SDT: district variation	107

List of Figures

No.	Description	Page
1.1	Organogram of the Oral Healthcare Service Profile under the Ministry of Health	2
2.1	Distribution of government dental surgeons per 100,000 population from year 2010 to year 2019	5
2.2	Distribution of government dental surgeons per 100,000 population in the 2019: district variation	6
2.3	Dentist population ratio in year 2019: district variation	8
2.4	Distribution of OPD dental clinics and OPD dental surgeons under the Ministry of Health, Sri Lanka in 2019: district variation	9
2.5	Distribution of different dental consultants in Sri Lanka in 2019 according to the specialty including those who were under Ministry of Health, Ministry of Defence and Faculty of Dental Sciences, University of Peradeniya	11
2.6	Distribution of government dental consultants per one million population in Sri Lanka in the year 2019 including those who were under Ministry of Health, Ministry of Defence and Faculty of Dental Sciences, University of Peradeniya	13
2.7	Distribution of different types of dental consultants under the Ministry of Health across the districts in Sri Lanka in 2019	14
2.8	Distribution of SDCs and SDTs in Sri Lanka in 2019: district variation	17
2.9	Target population cared by a single SDT during the year 2019: district variation	18
3.1	Total number of patients treated by OPD dental surgeons in the year 2019: district variation	19
3.2	Monthly average number of patients treated by a single OPD dental surgeon in the year 2019: district variation	20

3.3	Monthly average number of patients treated in one OPD dental clinic in the year 2019: district variation	21
3.4	Monthly average number of selected dental treatments carried out by a single OPD dental surgeon in the year 2019: national values	22
3.5	Monthly average number of Extractions carried out by a single OPD dental surgeon under the Ministry of Health in the year 2019: district variation	24
3.6	Monthly average number of Amalgam fillings done by a single OPD dental surgeon in the year 2019: district variation	25
3.7	Monthly average number of GIC fillings done by a single OPD dental surgeon in the year 2019: district variation	26
3.8	Monthly average number of Composite fillings done by a single OPD dental surgeon during the year 2019: district variation	27
3.9	Monthly average number of completed RCTs done by a single OPD dental surgeon during the year 2019: district variation	28
3.10	Monthly average number of Scalings done by a single OPD dental surgeon during the year 2019: district variation	29
3.11	Monthly average number of Fluoride applications done by a single OPD dental surgeon in the year 2019: district variation	30
3.12	Monthly average number of Fissure Sealant applications carried out by a single OPD dental surgeon in the year 2019: district variation	31
3.13	Monthly average number of Temporary fillings performed by a single OPD dental surgeon during the year 2019: district variation	32
3.14	Monthly average number of post-operative infections and bleeding episodes reported by a single OPD dental surgeon in the year 2019: district variation	33
3.15	Total number of cases of OPMDs identified in OPD dental clinics during the year 2019: district variation	35

3.16	Average number of cases of OPMDs identified in a single OPD dental clinic during the whole year of 2019: district variation	36
3.17	Monthly average number of pregnant mothers, children less than 3 years and adolescents (13-19 years olds) managed in a single OPD dental clinic in the year 2019	37
3.18	Percentage of pregnant mothers screened and treated for oral diseases in Sri Lanka 2019: district variation	38
3.19	Total number of pregnant mothers managed in OPD dental clinics during the year 2019: district variation	40
3.20	Number of pregnant mothers managed per month per OPD dental clinic during the year 2019: district variation	41
3.21	Total number of children less than 3 years managed in OPD dental clinics during year 2019: district variation	43
3.22	Number of children less than 3 years managed per month per OPD dental clinic in the year 2019: district variation	44
3.23	Total number of adolescents 13 to 19 years managed in OPD dental clinics during 2019 : district variation	46
3.24	Number of adolescents 13 to 19 years managed per month per OPD dental clinic during the year 2019: district variation	47
3.25	Distribution of the total number of patients treated at OPD dental clinics in the year 2019 according to the type of OPD dental clinic	49
3.26	Monthly average number of patients treated by a single OPD dental surgeon in 2019 according to the type of OPD dental clinic	50
3.27	Monthly average number of patients treated in a single OPD dental clinic in the year 2019 according to the type of OPD dental clinic	51
3.28	Distribution of the percentage of Extractions carried out at the OPD dental clinics in the year 2019 according to the type of OPD dental clinic.	52
3.29	Distribution of the percentage of Temporary fillings carried out at the OPD dental clinics in the year 2019 according to the type of OPD dental clinic.	53

3.30	Distribution of the percentage of Amalgam fillings carried out at the OPD dental clinics in the year 2019 according to the type of OPD dental clinic	54
3.31	Distribution of the percentage of GIC fillings carried out at the OPD dental clinics in the year 2019 according to the type of OPD dental clinic	55
3.32	Distribution of the percentage of Composite fillings carried out at the OPD dental clinics in the year 2019 according to the type of OPD dental clinic	56
3.33	Distribution of the percentage of completed Root Canal Treatments (RCT) carried out at the OPD dental clinics in the year 2019 according to the type of OPD dental clinic	57
3.34	Distribution of the percentage of Scalings carried out at the OPD dental clinics in the year 2019 according to the type of OPD dental clinic	58
3.35	Distribution of the percentage of Fluoride applications carried out at the OPD dental clinics in the year 2019 according to the type of OPD dental clinic	59
3.36	Distribution of the percentage of Fissure Sealant applications carried out at the OPD dental clinics in the year 2019 according to the type of OPD dental clinic	60
3.37	Number of selected treatments carried out per month per OPD dental surgeon in the year 2019 according to the type of OPD dental clinic	61
3.38	Distribution of the percentage of pregnant mothers managed at the OPD dental clinics in the year 2019 according to the type of OPD dental clinic	63
3.39	Distribution of the percentage of children less than 3 years managed at the OPD dental clinics in the year 2019 according to the type of OPD dental clinic	64
3.40	Distribution of the percentage of adolescents 13-19 years managed at the OPD dental clinics in the year 2019 according to the type of OPD dental clinic	65

3.41	Monthly average number of special groups of patients managed per OPD dental surgeon in the year 2019 according to the type of OPD dental clinic	67
3.42	Total number of OPMD cases reported by OPD dental clinics in year 2019 according to the type of OPD dental clinic	68
3.43	Average number of OPMD cases reported in a single OPD dental clinic in the whole year 2019 according to the type of OPD dental clinic	69
3.44	Statistics related to dental treatments carried out by OPD dental surgeons from 2014 to 2019	70
3.45	Dental treatments carried out by OPD dental surgeons according to types of Restorations from 2014 to 2019	71
3.46	Total number of patients treated per month per OMFS clinic in 2019: district variation	73
3.47	Number of first visit patients treated per month per OMFS clinic in 2019: district variation	74
3.48	Number of selected treatments carried out per month per OMFS clinic in a month during 2019	75
3.49	Total number of patients with biopsy confirmed oral cancers treated in one OMFS clinic during 2019: district variation	76
3.50	Monthly average number of patients with biopsy confirmed oral cancers treated in one OMFS clinic during 2019: district variation	77
3.51	Total number of patients confirmed as having OPMDs, managed in one OMFS clinic in 2019: district variation	79
3.52	Monthly average number of patients confirmed as having OPMDs, managed in one OMFS clinic in 2019: district variation	80
3.53	Total number of patients treated in a month in one Restorative Dentistry clinic in 2019: district variation	82
3.54	Number of first visit patients treated in a month in one Restorative Dentistry clinic in 2019: district variation	83
3.55	Monthly average numbers of different types of selected treatments carried out in one Restorative Dentistry clinic in the year 2019	84

3.56	Total number of patients treated in one Orthodontic clinic in one month period during 2019: district variation	85
3.57	Monthly average number first visit patients treated in one Orthodontic clinic during 2019: district variation	86
3.58	Monthly average number of different types of selected treatments carried out in one Orthodontic clinic during 2019	87
3.59	Total number of patients and number of first visit patients treated in one Preventive Oral Health clinic in one month period during 2019	88
3.60	Monthly average number of selected special groups of patients managed in one Preventive Oral Health clinic during 2019	89
3.61	Monthly average number of different types of selected treatments provide in one Preventive Oral Health clinic in the year 2019	90
5.1	Monthly average number of school children screened by one SDT in year 2019: district variation	104
5.2	Monthly average number of children with treatment completions per SDT in year 2019: district variation	105
5.3	Percentage of children treated by SDTs, out of those who were having oral health problems during year 2019: district variation	106
5.4	Monthly average number of selected types of treatments carried out by a single SDT in the year 2019	108
5.5	Monthly average number of oral health promotional sessions conducted by single SDT for different target groups in year 2019: district variation	109

Abbreviations

ADC	- Adolescent Dental Clinic
AHB	- Annual Health Bulletin
BCC	- Behavioural Change Communication
BH	- Base Hospital
CCD	- Consultant in Community Dentistry
CDC	- Community Dental Clinic
DDG	- Deputy Director General
DGH	- District General Hospital
DH	- Divisional Hospital
DS	- Dental Surgeon
ET&R	- Education Training and Research
FHB	- Family Health Bureau
GDP	- Gross Domestic Product
GIC	- Glass Ionomer Cement
HPB	- Health Promotion Bureau
IOH	- Institute of Oral Health
MCH	- Maternal and Child Health
MOH	- Medical Officer of Health
NCCP	- National Cancer Control Programme
NCD	- Non Communicable Disease
NDHTSL	- National Dental Hospital Teaching Sri Lanka
NIHS	- National Institute of Health Sciences
NOHS	- National Oral Health Survey

OMFS	- Oral and Maxillofacial Surgery
OPD	- Out- Patient Department
OPMD	- Oral Potentially Malignant Disorder
PDHS	- Provincial Director General of Health Services
PGH	- Provincial General Hospital
PGIM	- Post Graduate Institute of Medicine
PHC	- Primary Health Care
PHI	- Public Health Inspector
PHM	- Public Health Midwife
PHS	- Public Health Service
PMCU	- Primary Medical Care Unit
RCT	- Root Canal Treatment
RDHS	- Regional Director General of Health Services
RDS	- Regional Dental Surgeon
RHMIS	- Reproductive Health Management Information system
SDC	- School Dental Clinic
SDS	- School Dental Service
SDT	- School Dental Therapist
SSDT	- Supervising School Dental Therapist
TH	- Teaching Hospital

Summary Statistics- Sri Lanka

Indicator	Data	Source
Demographic Indicators		
Total population (2019 Mid-year population estimates)	21,803,000	Department of Census and Statistics
Land area (km ²)	65,610	Survey Department
Population density - 2019	348	Department of Census and Statistics
Crude birth rate – 2019 (per 1000 persons)	14.6	
Crude death rate – 2019 (per 1000 persons)	6.7	
Sex ratio - 2019 (Number of males per 100 females)	93.9	
Under five year old age population – 2019 (Percentage)	8.6	
Urban population – 2019 (percentage)	18.6	World Bank Report
Socio economic indicators		
Unemployment rate - 2019	4.8	Central Bank of Sri Lanka
Total age dependency ratio - 2019 [Total number of dependents (elderly + young people) per 100 people in the work force (15 – 64 year olds)]	53.3%	World Bank Report
Old age dependency ratio – 2019 [Total number of elderly people (> 64 year olds) per 100 people in the work force (15 – 64 year olds)]	16.6%	
Young age dependency ratio – 2019 [Total number of young people (0-14 year olds) per 100 people in the work force (15 – 64 year olds)]	36.7%	
Literacy rate 2019 (age 15 years and above)	92.9	Annual Report 2020 Central Bank

Per capita GNI (Gross National Income) - 2019 (US\$)	3,741	Annual Report 2019 Central Bank
Per capita GDP (Gross Domestic Product) – 2019 (US\$)	3,852	
Health Indicators		
Life expectancy at birth m/f - 2019	73.6/80.3	World Bank Report
Mortality rate under five year old age group (per 1000 live births) – 2019	11	Family Health Bureau
Maternal mortality rate (per 100,000 live births) - 2018	32	
Health Resource		
Total health expenditure (Rs. Millions) - 2019	244,307	Central Bank of Sri Lanka
Total Health Expenditure as a percentage(%) of GDP - 2019	1.63	
Population per medical officer - 2018	1,098.9	Medical Statistics Unit
Population per dental surgeon - 2019	12,870.7	Research and Surveillance Unit, Institute of Oral Health, Maharagama
Dental surgeons per 100,000 population	7.8	
No. of hospitals with dental OPD clinics - 2019	694	
Number of consultant dental surgeons, including acting consultants (Ministry of Health, Ministry of Defence, Faculty of Dental Sciences) - 2019	124	
Number of consultant dental surgeons in the medical administrative grade - 2019	6	
Number of consultant oral and maxillofacial surgeons including acting consultants (Ministry of Health, Ministry of Defence, Faculty of Dental Sciences) – 2019	39	

Number of consultant orthodontists including acting consultants (Ministry of Health, Ministry of Defence, Faculty of Dental Sciences) – 2019	29	
Number of consultants in restorative dentistry including acting consultants (Ministry of Health, Ministry of Defence, Faculty of Dental Sciences) – 2019	22	
Number of consultants in community dentistry (Ministry of Health, Ministry of Defence, Faculty of Dental Sciences) - 2019	11	
Number of consultants in oral pathology (Ministry of Health, Faculty of Dental Sciences) - 2019	8	
Number of total dental surgeons including consultant dental surgeons (Ministry of Health, Ministry of Defence, Faculty of Dental Sciences) - 2019	1,694	
Number of school dental therapists - 2019	365	
Number of dental laboratory technicians – 2019 (Ministry of Health, Faculty of Dental Sciences)	41	
Oral Health Indicators		
Percentage of 12 year olds with dental caries	30.4	National Oral Health Survey Sri Lanka 2015-2016
Mean DMFT – 12 year olds	0.6	
Percentage of 12 year olds with calculus	47.0	
Percentage of 35-44 year olds with periodontal pockets >4mm	25.3	
Percentage of 12 year olds brush teeth 2/day	50.1	

Vision & Mission

VISION

A healthier Sri Lankan nation with healthy mouths contributing to its economic, social, mental and spiritual development

MISSION

Contribute to social and economic development of Sri Lanka by performing all possible activities for achieving the highest attainable oral health status through promotive, preventive, curative dental services of high quality made available and accessible to people of Sri Lanka.

Chapter 1

Introduction

Oral Health Report is published by the Ministry of Health, Sri Lanka for the second time to provide information which illustrates the public sector oral healthcare service of the country. The main purpose of this report is to give feedback to main stakeholders in oral health programme regarding their successes and way to further improvement of their hard work on oral health programme. The national level and district level data published in this report can be utilized by the programme planners and administrators for future planning purposes.

Data and information collected through monthly returns of Dental Surgeons (DSs), specialized oral healthcare units and School Dental Therapists (SDTs) were summarized and analyzed. Secondary data from Annual Health Bulletin (AHB) were also utilized for trend analysis.

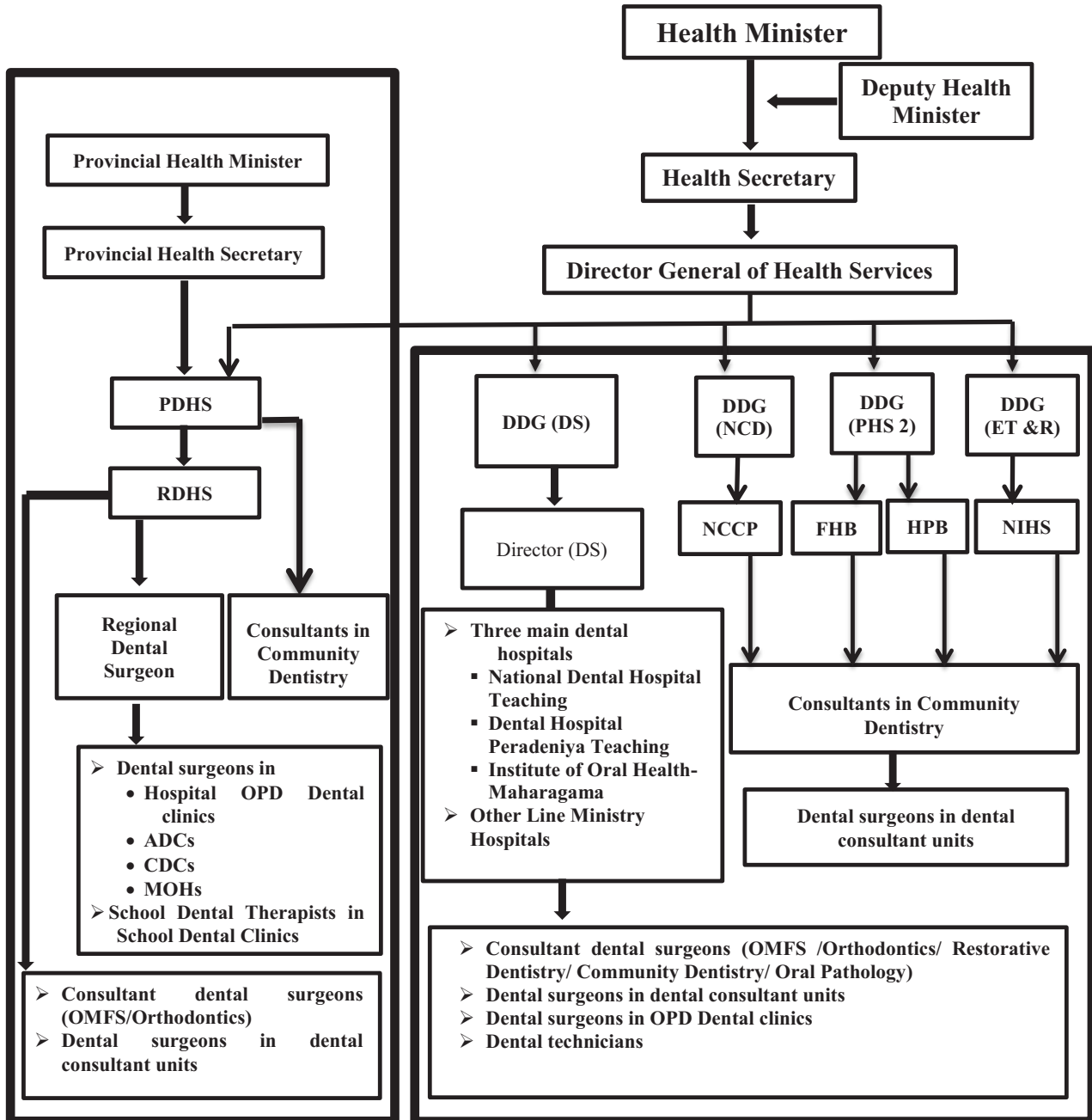
1.1 Organization of oral healthcare delivery system in Sri Lanka

Oral healthcare services provided by the Ministry of Health Sri Lanka include curative oral healthcare services and preventive and control oral healthcare services. Curative oral healthcare services consist of both general oral healthcare and specialized oral healthcare. General oral healthcare is provided through the clinics located in Adolescent Dental Clinics (ADCs), Community Dental Clinics (CDCs), Primary Medical Care Units (PMcus), Divisional Hospitals, Base Hospitals, District General Hospitals, Provincial General Hospital, Teaching Hospitals and National Hospitals. Specialized oral healthcare is provided through specialized oral health units in hospitals as Oral and Maxillofacial Surgery (OMFS) Units, Restorative Dentistry Units, Orthodontic Units, Oral Pathology Units, Preventive Oral Health Units and Oral Health Units in Public Health Institutions. A detail description of this services and training of oral health workforce in Sri Lanka were included in “Oral Health Report 2018”. Trends in oral health status among Sri Lankan population according to the past National Oral Health Surveys were described comprehensively in “Oral health report 2018”.

[\[http://www.health.gov.lk/moh_final/english/public/elfinder/files/publications/2021/Oral%20Health%20Report-2018.pdf\]](http://www.health.gov.lk/moh_final/english/public/elfinder/files/publications/2021/Oral%20Health%20Report-2018.pdf)

The overall management of the oral healthcare services is under the purview of Deputy Director General of Dental Services and the organogram of the oral healthcare service profile under the Ministry of Health, Sri Lanka is explained below in figure 1.1.

Fig.1.1: Organogram of the Oral Healthcare Service Profile under the Ministry of Health



Services, ET&R-Education Training and Research, NCCP-National Cancer Control Programme, FHB-Family Health Bureau, HPB-Health Promotion Bureau, NIHS-National Institute of Health Science, PDHS-Provincial Director of Health services, RDHS-Regional Director of Health Services, ADC-Adolescent Dental Clinic, CDC-Community Dental Clinic, MOH- Medical Officer of Health, OMFS- Oral and Maxillofacial Surgery

Chapter 2

Human resource profile of oral healthcare service

2.1 Human resource profile of oral healthcare service in the Sri Lanka under the Ministry of Health, Ministry of Defence and Faculty of Dental Sciences, University of Peradeniya

Table 2.1 explains the distribution of human resource profile of oral healthcare service in the Sri Lanka across the districts. Consultants and Senior Registrars /Registrars (SR/R) in the field of dentistry had categorized as:

- Clinical (C), Non - Clinical (NC) : Those who are under the Ministry of Health
- Forces (F) : Those who are under the Ministry of Defence
- University (U): Those who are working in the Faculty of Dental Sciences, University of Peradeniya.

Clinical and Non Clinical are defined as follows:

- Clinical: Engage with the direct patient treatments which include Oral and Maxillofacial Surgery, Restorative Dentistry, Orthodontics, Community Dentistry-clinical and Oral Pathology.
- Non-Clinical: Not engaged with the direct patient treatments which include Community Dentistry (non-clinical), Health Information and Medical Administration.

According to the table 2.1, there were 90 dental consultants (both clinical and non-clinical) under the Ministry of Health, 7 dental consultants under Ministry of Defence and 27 dental consultants in the Faculty of Dental Sciences, University of Peradeniya at the end of 2019. There were 1570 Dental Surgeons (DSs) working in the government sector at the end of 2019 including 1487 DSs under the Ministry of Health, 71 DSs under the Ministry of Defence and 12 DSs in the Faculty of Dental Sciences, University of Peradeniya. Although there were 446 SDCs in Sri Lanka, there were only 365 SDTs in place at the end of 2019. There were 41 dental laboratory technicians working in the government sector.

Table 2.1: Distribution of the human resource in oral healthcare service in Sri Lanka including Ministry of Health, Ministry of Defence and Faculty of Dental Sciences, University of Peradeniya (End 2019)

District	Consultants				SR/R				PGIM	RDS	SHO/ HO	Dental Surgeons			Interns	SDT	
	C	NC	F	U	C	NC	F	U				OPD	NC	F			
	Mullaitivu	0	0			0	0							1			0
Mannar	0	0			0	0				1	0	8			0	1	
Jaffna	2	0			2	0				1	9	42			2	5	
Kilinochchi	0	0			0	0				1	0	9			0	2	
Vavuniya	1	0			0	0				1	5	14			0	2	
Anuradhapura	3	0			0	0				1	13	31			0	18	
Polonnaruwa	3	0			0	0				1	10	21			2	8	
Kurunegala	4	0			0	0				2	17	72			6	31	
Puttalam	2	0			0	0				1	8	39			1	15	
Trincomalee	1	0			0	0				1	3	22			0	3	
Kalmunai	0	0			0	0				1	0	29			0	8	
Ampara	1	0			0	0				1	4	15			0	3	
Batticaloa	3	0			0	0				1	13	29			2	7	
Kandy	6	0		27	13	1		12		1	34	76			10	22	
Nuwara Eliya	1	0			0	0				1	4	30			2	10	
Matale	2	0			0	0				1	5	21			0	9	
Gampaha	4	0			6	0				2	20	63			6	33	
Colombo	24	11	7		33	25	3		40	1	95	122	20	68	31	46	
Kalutara	3	0			0	0				1	13	40			3	19	
NIHS	0	1			0	0				1	0	6			0	3	
Badulla	3	0			0	0				2	14	53			5	19	
Monaragala	0	0			0	0				1	0	28			0	10	
Galle	5	0			5	0				1	20	48			5	24	
Matara	2	0			0	0				1	8	31			3	19	
Hambantota	2	0			0	0				1	5	27			2	13	
Kegalle	2	1			0	0				1	8	40			4	14	
Rathnapura	3	0			0	0				1	14	68			3	19	
TOTAL	77	13	7	27	59	26	3	12	40	30	322	990	20	68	87	365	
	124				100												
	1570																

Consultants include both board certified consultants and acting consultants

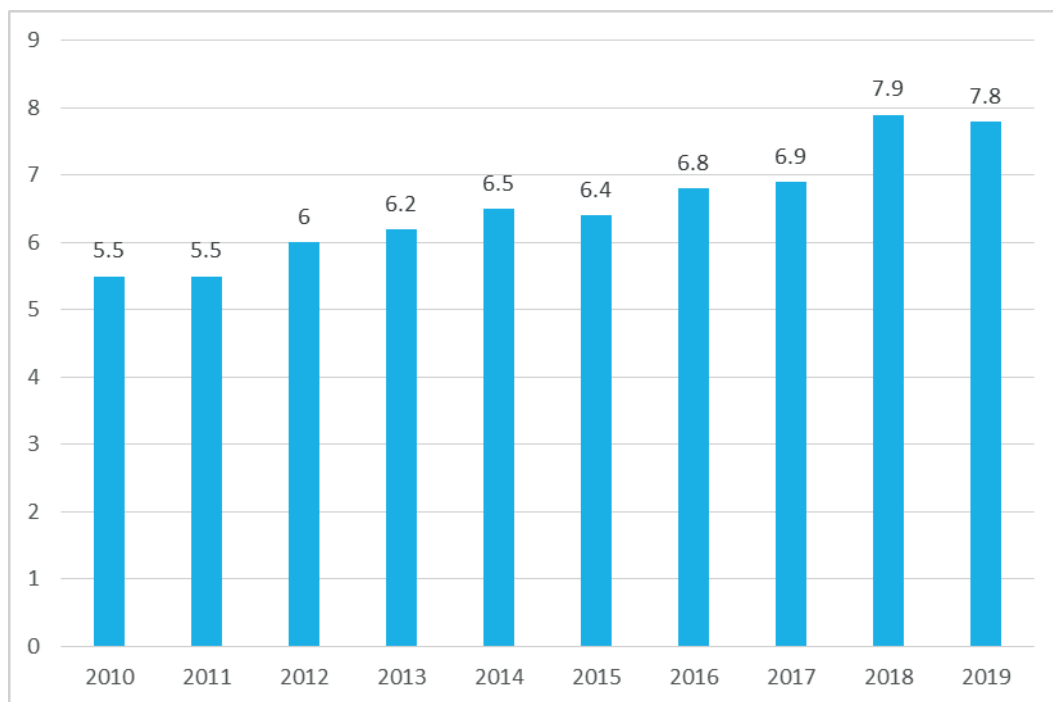
C-Clinical(engage with the direct patients treatments), NC-Non-Clinical(Community Dentistry, Health Information and Medical Administration), F-Forces, U – University, SR-Senior Registrar, R-Registrar, RDS-Regional Dental Surgeon, SHO-Senior House Officer, HO-House Officer, OPD-Out patient department, PGIM-Post Graduate Institute of Medicine, SDT-School Dental Therapist, NIHS-National Institute of Health Sciences

2.2 Distribution of government dental surgeons

Total number of dental surgeons (including the dental consultants) in the government sector including Ministry of Health, Ministry of Defence and the Faculty of Dental Sciences, University of Peradeniya was 1,694 at the end of 2019.

Figure 2.1 explains the distribution of the government dental surgeons per 100,000 population.

Fig. 2.1: Distribution of government dental surgeons per 100,000 population from year 2010 to year 2019



Data source- From 2010 to 2017- Annual Health Bulletin

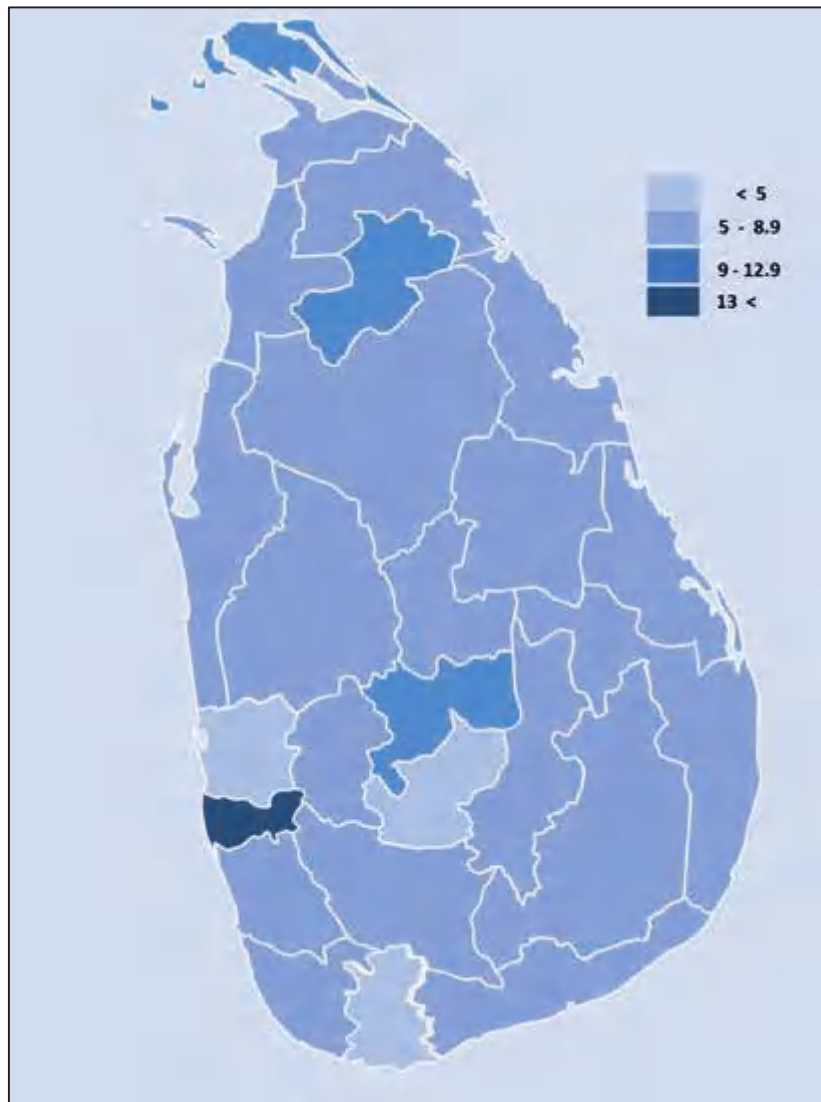
2018- Oral Health Report 2018

2019-unpublished data

There is a gradual increase of number of dental surgeons per 100,000 population in Sri Lanka from 2010 to 2018. The figure is slightly decreased in the year 2019 compared to 2018.

Figure 2.2 explain the distribution of government dental surgeons per 100,000 population across the districts in Sri Lanka in the year 2019.

Fig. 2.2: Distribution of government dental surgeons per 100,000 population in the 2019: district variation



There were 7.8 dental surgeons per 100,000 population in Sri Lanka in 2019. The average distribution of dental surgeons per 100,000 population in Sri Lanka in 2019 varied across the districts with highest being 18.4 in Colombo district and lowest being 3.9 in Gampaha district.

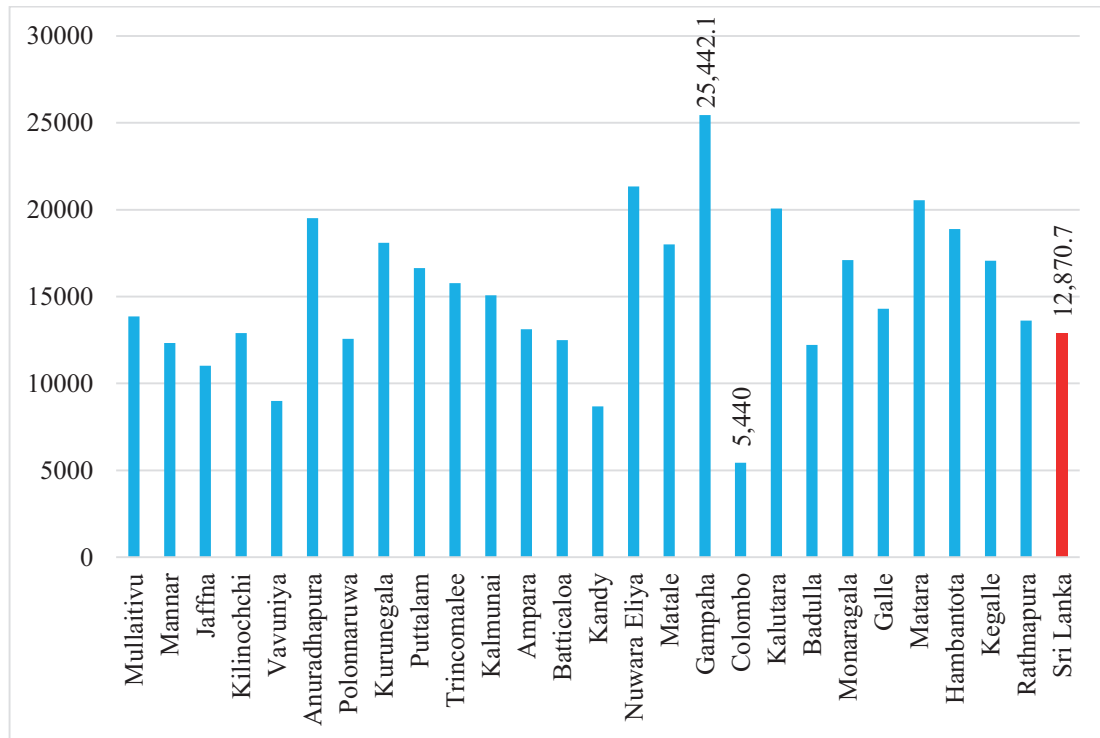
Table 2.2 further explains the district wise distribution of government dental surgeons per 100,000 population in the year 2019.

Table 2.2: Distribution of government dental surgeons per 100,000 population in the year 2019: district variation

District	Dental Surgeons per 100,000 population
Mullaitivu	7.2
Mannar	8.1
Jaffna	9.1
Kilinochchi	7.8
Vavuniya	11.1
Anuradhapura	5.1
Polonnaruwa	8
Kurunegala	5.5
Puttalam	6
Trincomalee	6.3
Kalmunai	6.6
Ampara	7.6
Batticaloa	8
Kandy	11.5
Nuwara Eliya	4.7
Matale	5.6
Gampaha	3.9
Colombo	18.4
Kalutara	5
Badulla	8.2
Monaragala	5.8
Galle	7
Matara	4.9
Hambantota	5.3
Kegalle	5.9
Rathnapura	7.3
Sri Lanka	7.8

Figure 2.3 explains the dentist population ratio in Sri Lanka in the year 2019.

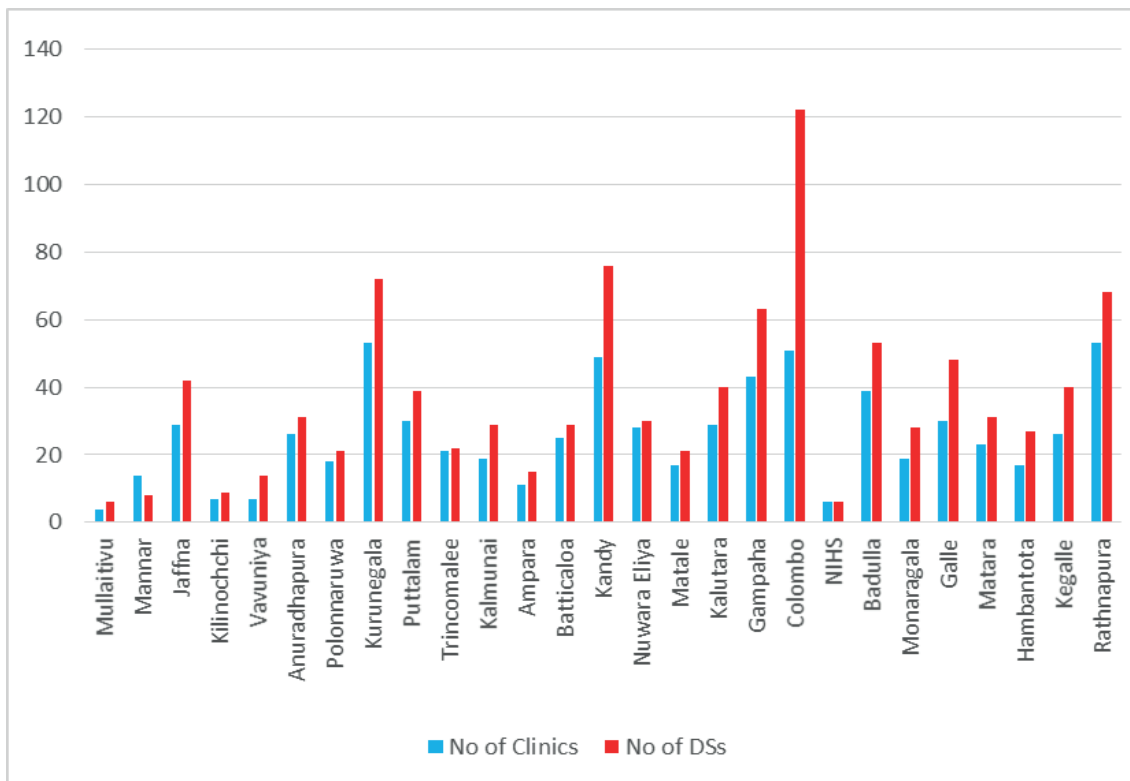
Fig. 2.3: Dentist population ratio in year 2019: district variation



There were 1,694 dental surgeons including consultants attached to the government sector by the end of 2019. Considering the population of Sri Lanka as 21.8 million, the national figure of dentist to population ratio was 12,870.7 individuals per dental surgeon. When district figures were considered, they varied from 5,440 population per dental surgeon in Colombo district to 25,442.1 in Gampaha district. Nuwara Eliya and Matara districts also had figures above 20,000 population per dental surgeon.

Figure 2.4 explains the distribution of OPD dental clinics and OPD dental surgeons under the Ministry of Health, Sri Lanka in the year 2019.

Fig. 2.4: Distribution of OPD dental clinics and OPD dental surgeons under the Ministry of Health, Sri Lanka in 2019: district variation



NIHS –National Institute of Health Science, Kalutara

There were 990 OPD dental surgeons practising clinical dentistry in 694 government OPD dental clinics under the Ministry of Health, Sri Lanka at the end of 2019. There were 226 OPD dental surgeons working in 48 OPD dental clinics in the hospitals under the Line Ministry and 764 OPD dental surgeons working in 646 OPD dental clinics in the hospitals under the Provincial Health Ministry. Distribution of dental surgeons was high in Colombo and Kandy districts. Kurunegala, Gampaha and Rathnapura also showed a higher distribution of dental surgeons.

2.3 Specialized Oral Healthcare Services in Sri Lanka

Specialized oral healthcare services are provided through specialized oral health units under the dental consultants in different fields. The types of specialized oral healthcare services are Oral and Maxillofacial Surgery, Restorative Dentistry, Orthodontics, Community Dentistry and Oral Pathology. These units are under the consultants namely consultants in Oral and Maxillofacial Surgery (consultant- OMFS), consultants in Restorative Dentistry (consultant-RD), consultants in Orthodontics (consultant-O), consultants in Community Dentistry (consultant-CD) and consultants in Oral Pathology (consultant-OP).

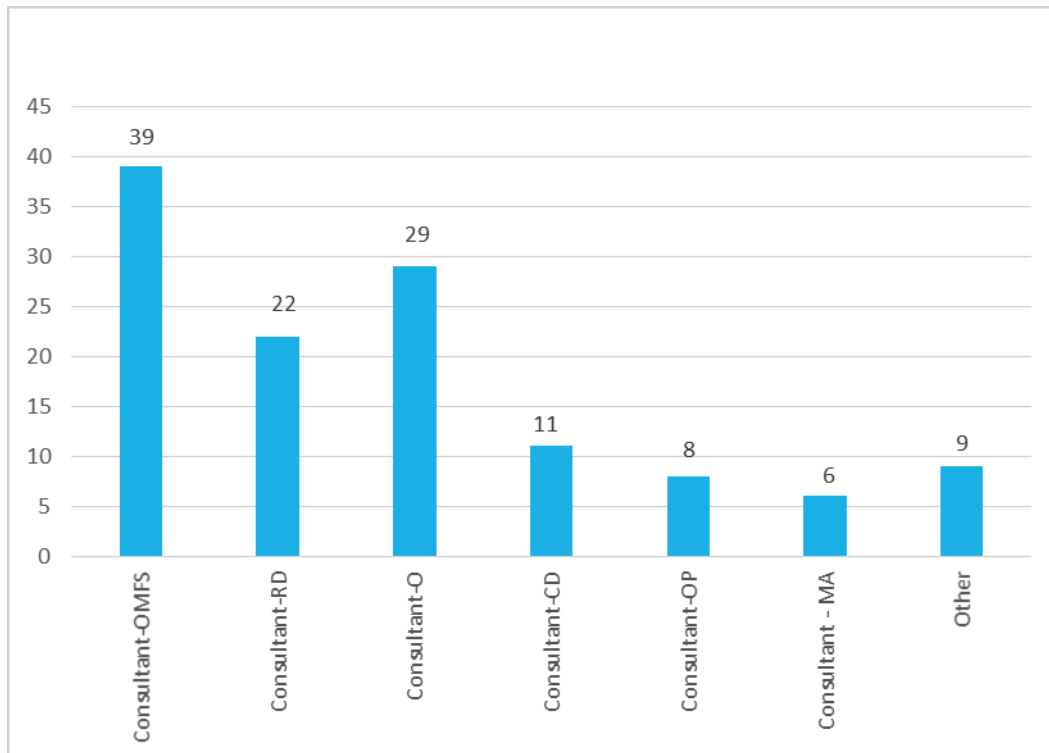
Table 2.3 explains the distribution of dental consultants in Sri Lanka in the year 2019. Consultants include both board certified consultants and acting consultants.

Table 2.3: Distribution of dental consultants according to the specialty (end of 2019)
(Includes those who were under Ministry of Health, Ministry of Defence and Faculty of Dental Sciences, University of Peradeniya)

Affiliation	Specialty	Number of consultants
Ministry of Health	Oral and Maxillofacial Surgery	34
	Restorative Dentistry	15
	Orthodontics	23
	Community Dentistry	9
	Oral Pathology	3
	Medical Administration	6
Faculty of Dental Sciences, University of Peradeniya	All Specialties	27
Ministry of Defence	All Specialties	7
Total		124

Distribution of different dental consultants in Sri Lanka is explained in figure 2.5.

Fig.2.5: Distribution of different dental consultants in Sri Lanka in 2019 according to the specialty including those who were under Ministry of Health, Ministry of Defence and Faculty of Dental Sciences, University of Peradeniya



Consultants include both board certified consultants and acting consultants.

OMFS- Oral and Maxillofacial Surgery, **RD**- Restorative Dentistry, **O**- Orthodontics, **CD**- Community Dentistry, **OP**- Oral Pathology, **MA** -Medical Administration

Other- Consultants working in departments of Paedodontlogy, Periodontology, Prothetics and Oral Medicine in the Faculty of Dental Sciences, University of Peradeniya

Table 2.4 explains the distribution of different dental consultants in Sri Lanka in the year 2019 according to the specialty and the affiliation.

Table 2.4: Description of distribution of different dental consultants in Sri Lanka in 2019 according to the specialty and the affiliation

Affiliation	Consultant-OMFS	Consultant-RD	Consultant-O	Consultant-CD	Consultant-OP	Consultant - MA	Consultant-Other	Total
Ministry of Health	34	15	23	9	3	6	0	90
Ministry of Defence	1	2	3	1	0	0	0	7
Faculty of Dental Sciences, University of Peradeniya	4	5	3	1	5	0	9	27
Total	39	22	29	11	8	6	9	124

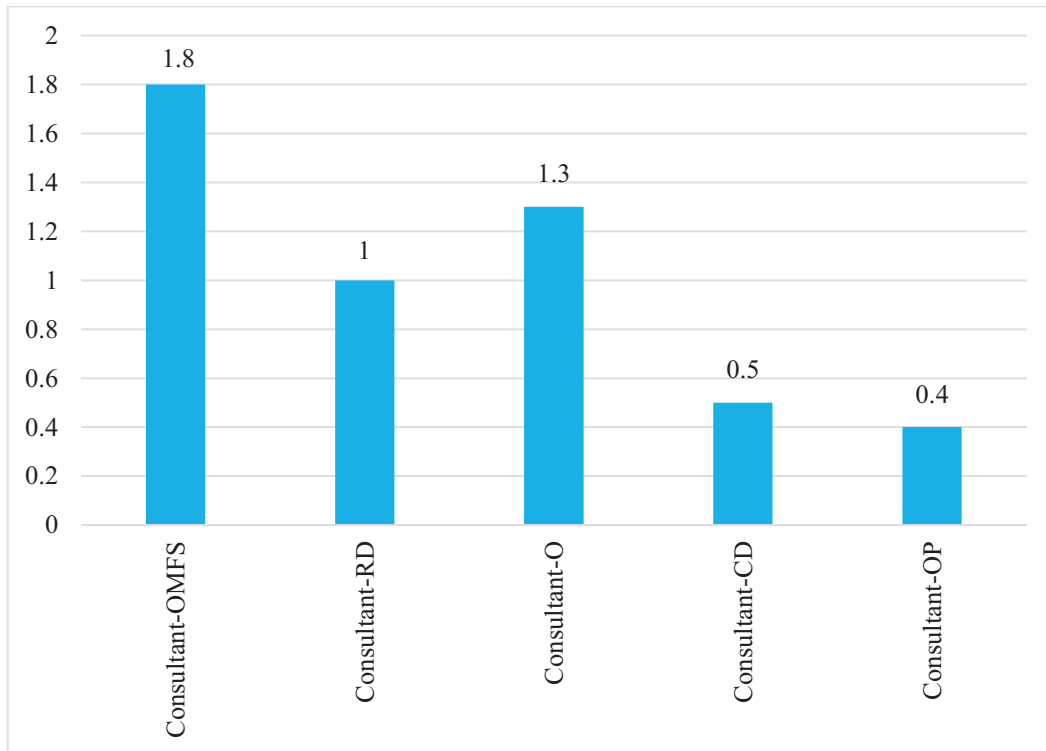
Consultants include both board certified consultants and acting consultants.

OMFS- Oral and Maxillofacial Surgery, **RD-** Restorative Dentistry, **O-** Orthodontics, **CD-** Community Dentistry, **OP-** Oral Pathology, **MA -** Medical Administration

Other- Consultants working in departments of Paedodontology, Periodontology, Prothetics and Oral Medicine in the Faculty of Dental Sciences, University of Peradeniya

Distribution of government dental consultants per one million population in Sri Lanka in the year 2019 is explained in figure 2.6.

Fig. 2.6: Distribution of government dental consultants per one million population in Sri Lanka in the year 2019 including those who were under Ministry of Health, Ministry of Defence and Faculty of Dental Sciences, University of Peradeniya



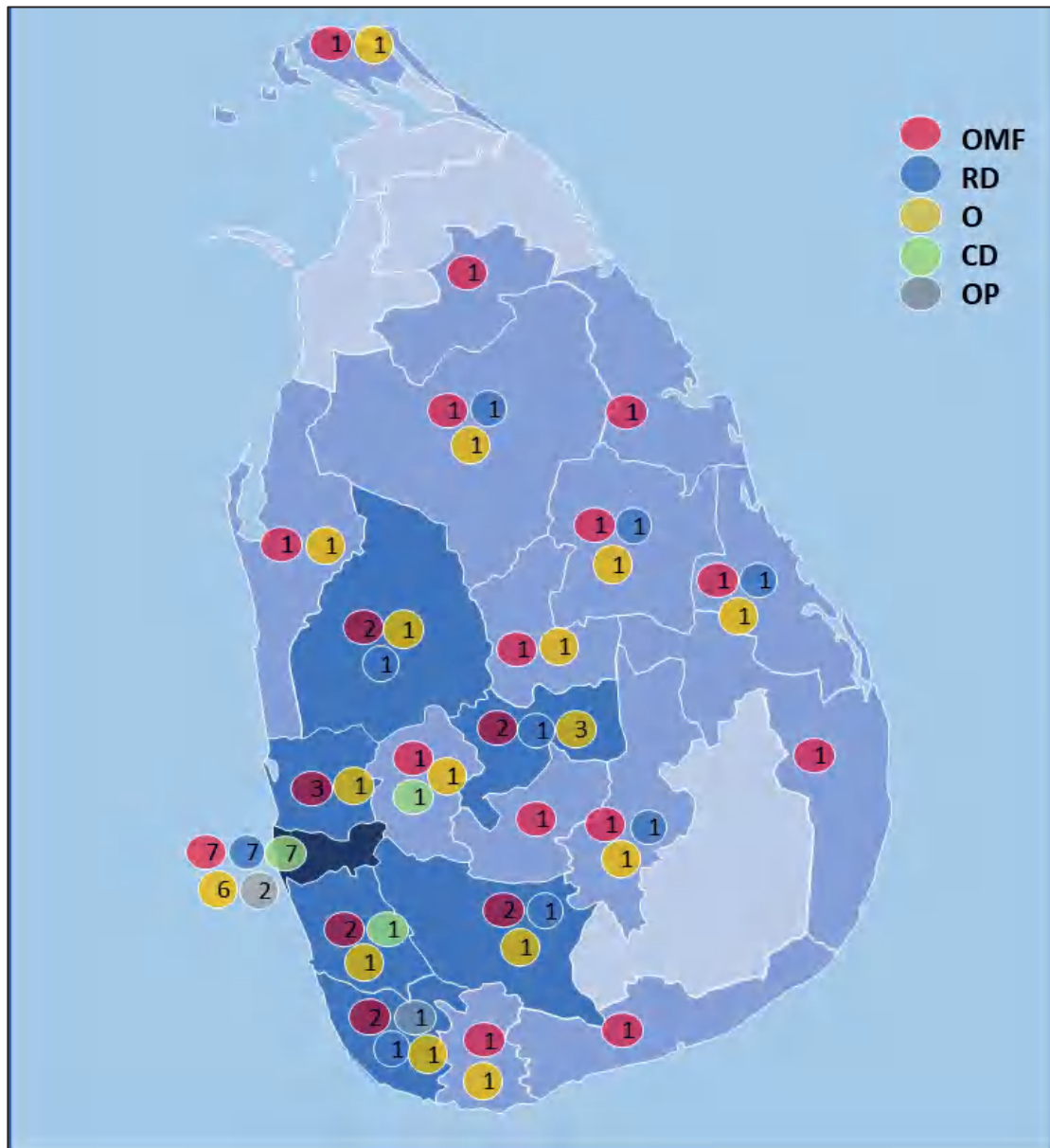
Consultants include both board certified consultants and acting consultants.

***OMFS**- Oral and Maxillofacial Surgery, **RD**- Restorative Dentistry, **O**- Orthodontics, **CD**- Community Dentistry, **OP**- Oral Pathology*

According to the statistics in 2019, there were 1 or less than 1 consultant in Restorative Dentistry, Community Dentistry and Oral Pathology per one million population in Sri Lanka and 1.8 consultants in OMFS and 1.3 consultants in Orthodontics per one million population in Sri Lanka.

District level distribution of different types of dental consultants under the Ministry of Health, Sri Lanka for the year 2019 is explained in figure 2.7 and table 2.5.

Fig. 2.7: Distribution of different types of dental consultants under the Ministry of Health across the districts in Sri Lanka in 2019



Consultants include both board certified consultants and acting consultants.

OMFS- Oral and Maxillofacial Surgery, **RD**- Restorative Dentistry, **O**- Orthodontics, **CD**- Community Dentistry, **OP**- Oral Pathology

Table 2.5: Distribution of different types of dental consultants under the Ministry of Health across the districts in Sri Lanka in 2019

District	Consultants-OMFS	Consultants-RD	Consultants-O	Consultants-CD-Clinical	Consultants-CD-Non-Clinical	Consultants-OP
Mullaitivu	0	0	0	0	0	0
Mannar	0	0	0	0	0	0
Jaffna	1	0	1	0	0	0
Kilinochchi	0	0	0	0	0	0
Vavuniya	1	0	0	0	0	0
Anuradhapura	1	1	1	0	0	0
Polonnaruwa	1	1	1	0	0	0
Kurunegala	2	1	1	0	0	0
Puttalam	1	0	1	0	0	0
Trincomalee	1	0	0	0	0	0
Kalmunai	0	0	0	0	0	0
Ampara	1	0	0	0	0	0
Batticaloa	1	1	1	0	0	0
Kandy	2	1	3	0	0	0
Nuwara Eliya	1	0	0	0	0	0
Matale	1	0	1	0	0	0
Gampaha	3	0	1	0	0	0
Colombo	7	7	6	2	5	2
Kalutara	2	0	1	0	1	0
Badulla	1	1	1	0	0	0
Monaragala	0	0	0	0	0	0
Galle	2	1	1	0	0	1
Matara	1	0	1	0	0	0
Hambantota	1	0	1	0	0	0
Kegalle	1	0	1	0	1	0
Rathnapura	2	1	0	0	0	0
Sri Lanka	34	15	23	2	7	3

Consultants include both board certified consultants and acting consultants.

OMFS- Oral and Maxillofacial Surgery, **RD**- Restorative Dentistry, **O**- Orthodontics, **CD**- Community Dentistry, **OP**- Oral Pathology

All 5 different types of dental consultants were there in the Western Province, but not in others.

Consultants in OMFS were distributed across 21 districts except Mannar, Mullaitivu, Kilinochchi, Kalmunai and Monaragala.

Consultants in RD were distributed across 8 provinces representing 9 districts namely Colombo, Kandy, Galle, Kurunegala, Anuradhapura, Polonnaruwa, Badulla, Batticaloa and Rathnapura.

Consultants in Orthodontics were distributed across all 9 provinces representing 16 districts namely Colombo, Gampaha, Kalutara, Kandy, Matale, Galle, Matara, Jaffna, Batticaloa, Kurunegala, Puttalam, Anuradhapura, Polonnaruwa, Badulla, Kegalle, and Rathnapura.

Two Community Dentistry consultants were working in two clinical units namely “Preventive Oral Health Unit - National Dental Hospital (Teaching) and Preventive Oral Health Unit - Institute of Oral Health, Maharagama”. Both units are located in the district of Colombo. Other CCDs were working in non-clinical stations, 2 were attached to provinces, namely Western Province and Sabaragamuwa Province and one was attached to Oral health Unit-National Institute of Health Sciences, Kalutara. Other four consultants were working in Family Health Bureau, National Cancer Control Programme and Institute of Oral Health, Maharagama where all located in Colombo district.

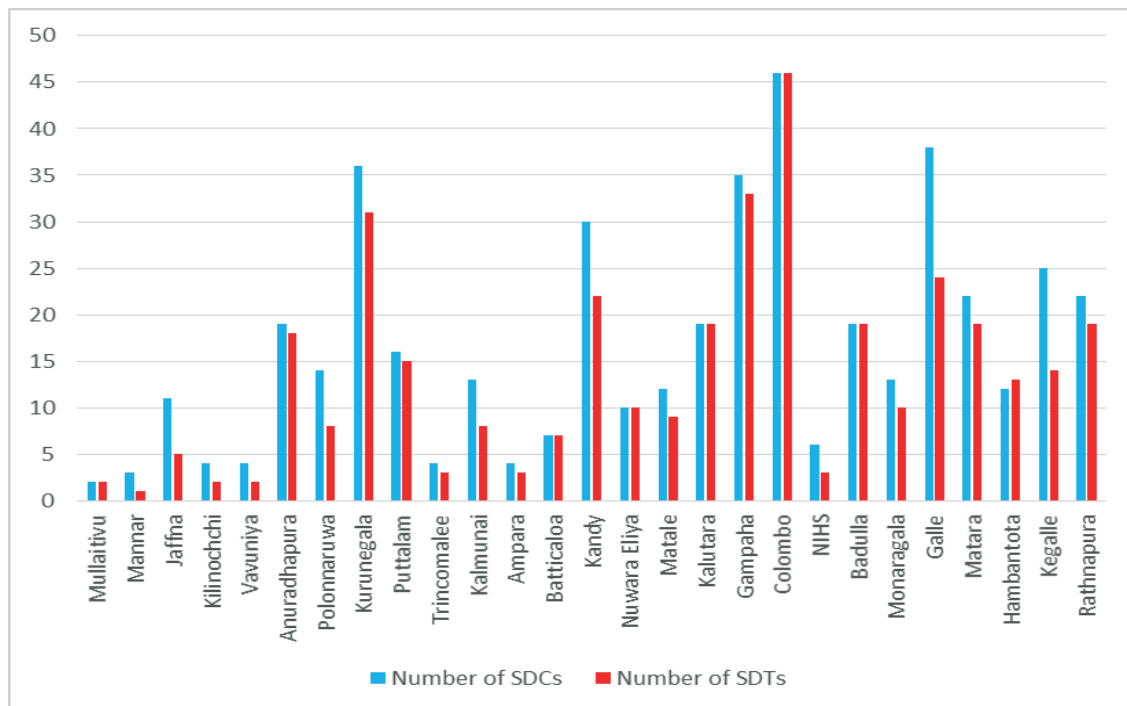
Consultants in Oral Pathology were distributed across 2 provinces representing 2 districts namely Colombo and Galle.

2.4 Distribution of School Dental Therapists in Sri Lanka

School Dental Therapists (SDT) provides preventive oral healthcare for children aged between 3-13 years. Their target groups for treatment are children in grade 1, grade 4 and grade 7 classes in schools where there are more than 200 students and in schools with less than 200 school children all the children below 13 years. The current norm is to have one School Dental Clinic (SDC) per one Medical Officer of Health (MOH) division and 2,000 target population per SDT.

Figure 2.8 explains the distribution of SDCs and SDTs in Sri Lanka in the year 2019.

Fig. 2.8: Distribution of SDCs and SDTs in Sri Lanka in 2019: district variation

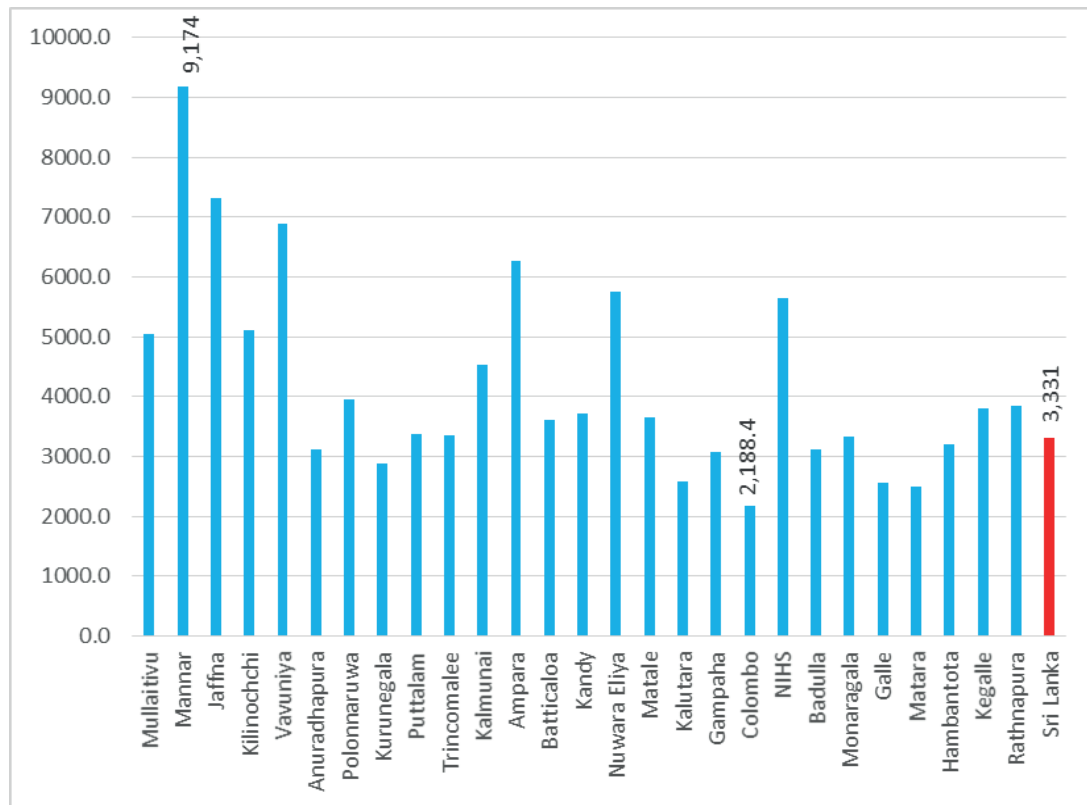


NIHS-National Institute of Health Sciences-Kalutara

There were 446 school dental clinics and only 365 SDTs were available in Sri Lanka at the end of 2019. These SDTs were working under the provincial Health Ministry. Distribution of both SDCs and SDTs were highest in Colombo district.

Figure 2.9 explains the target population that should be cared by one SDT in Sri Lanka for the year 2019.

Fig. 2.9: Target population cared by a single SDT during the year 2019: district variation



NIHS-National Institute of Health Sciences-Kalutara

Even though the norm for target population is 2,000 children per SDT, the average target population per SDT in 2019 for Sri Lanka was 3,310.9 children. It varied from 2,180.8 in Colombo district to 9,174 in Mannar district. Target population was more than 5,000 in the districts of Mullaitivu, Mannar, Jaffna, Kilinochchi, Vavuniya, Ampara, Nuwara Eliya and NIHS area.

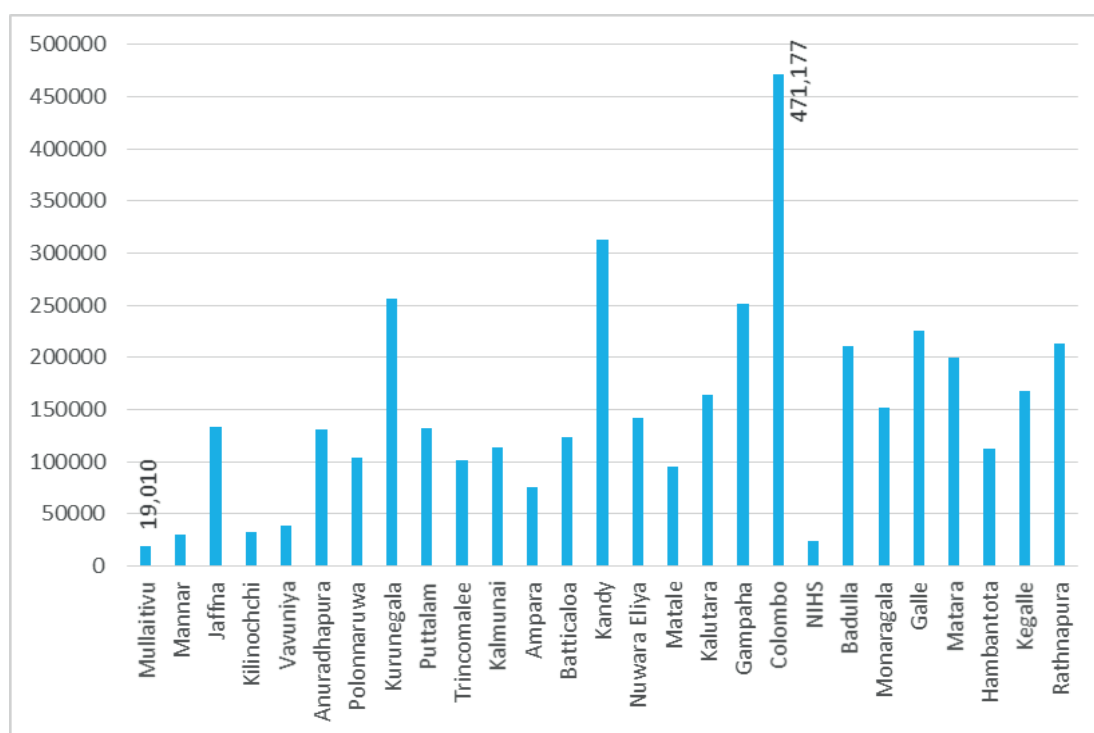
Chapter 3

Statistics related to OPD dental clinics under the Ministry of Health, Sri Lanka during 2019

3.1 Statistics related to patients treated by OPD dental surgeons under the Ministry of Health, Sri Lanka during 2019

Total number of patients treated in OPD dental clinics by OPD dental surgeons for the year 2019 is explained in figure 3.1.

Fig. 3.1: Total number of patients treated by OPD dental surgeons in the year 2019: district variation

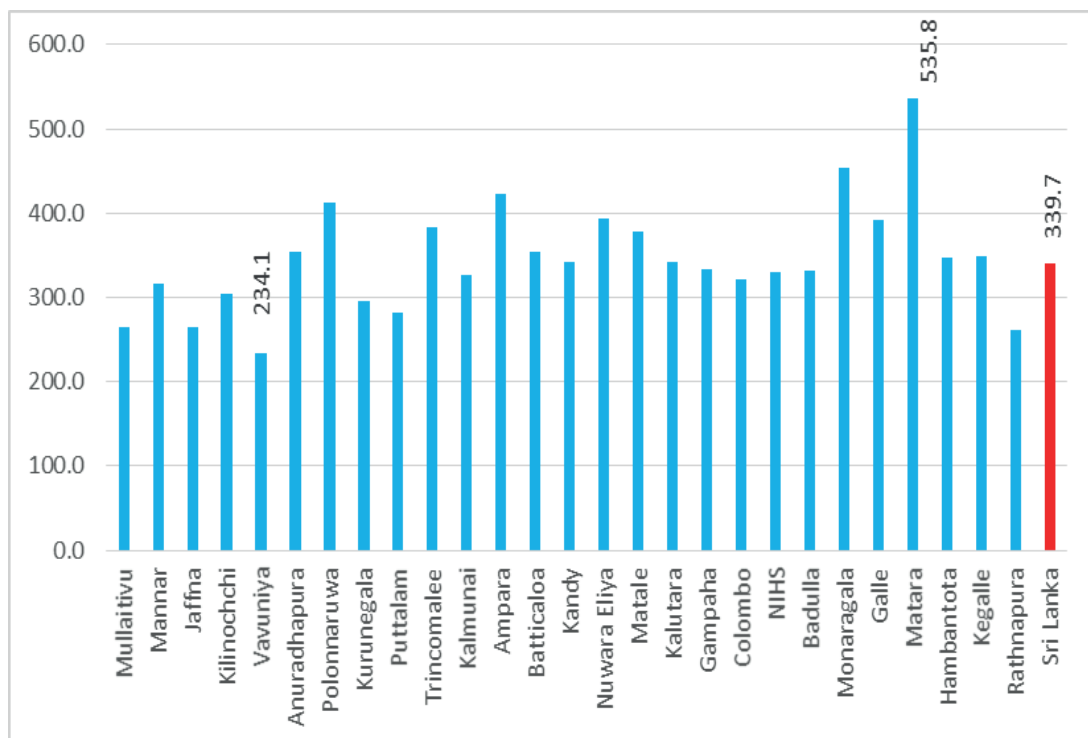


NIHS- National Institute of Health Sciences- Kalutara

During 2019, a total of 4,035, 428 patients attended OPD dental clinics under the Ministry of Health. Considering the district figures, during 2019, total number of patients treated by OPD dental surgeons varied from 19,010 in the district of Mullaitivu to 471,177 in the district of Colombo. Total number of patients treated exceeded 250,000 for districts of Colombo, Kandy and Kurunegala.

Figure 3.2 explains the monthly average number of patients treated by a single OPD dental surgeon working in OPD dental clinics under the Ministry of Health, Sri Lanka for the year 2019.

Fig. 3.2: Monthly average number of patients treated by a single OPD dental surgeon in the year 2019: district variation

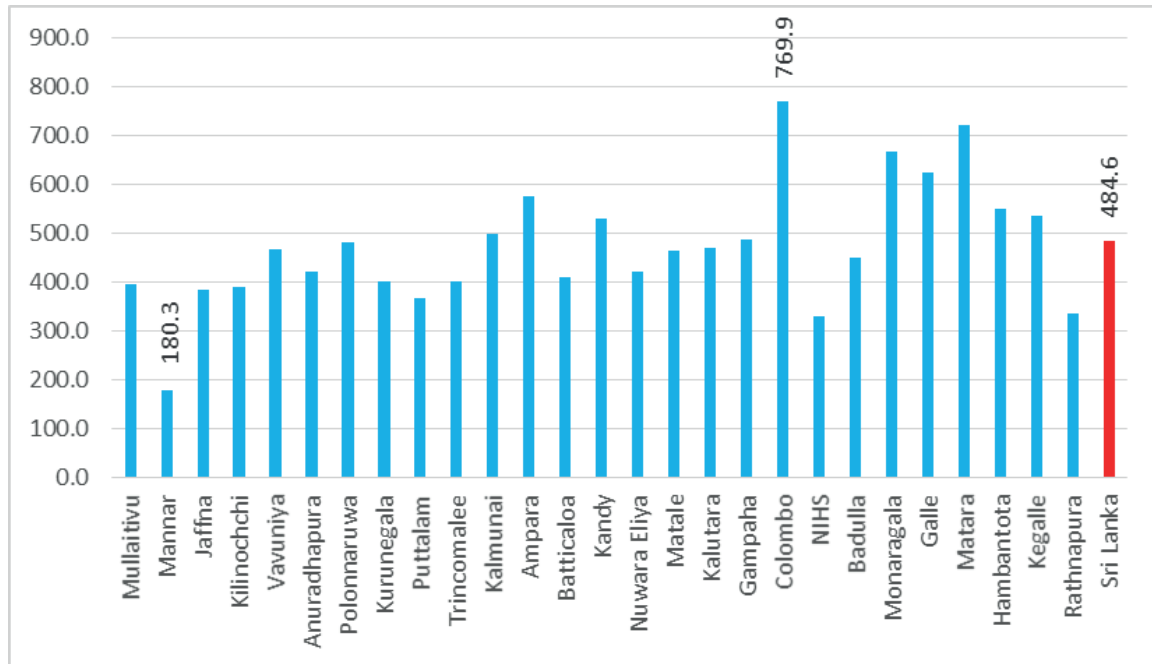


NIHS- National Institute of Health Sciences- Kalutara

Monthly average number of patients treated by an OPD dental surgeon under the Ministry of Health was 339.7 in the year 2019 and it varied from 234.1 in Vavuniya district to 535.8 in Matara district.

Figure 3.3 explains the monthly average number of patients treated in one OPD dental clinic under the Ministry of Health, Sri Lanka in the year 2019.

Fig. 3.3: Monthly average number of patients treated in one OPD dental clinic in the year 2019: district variation



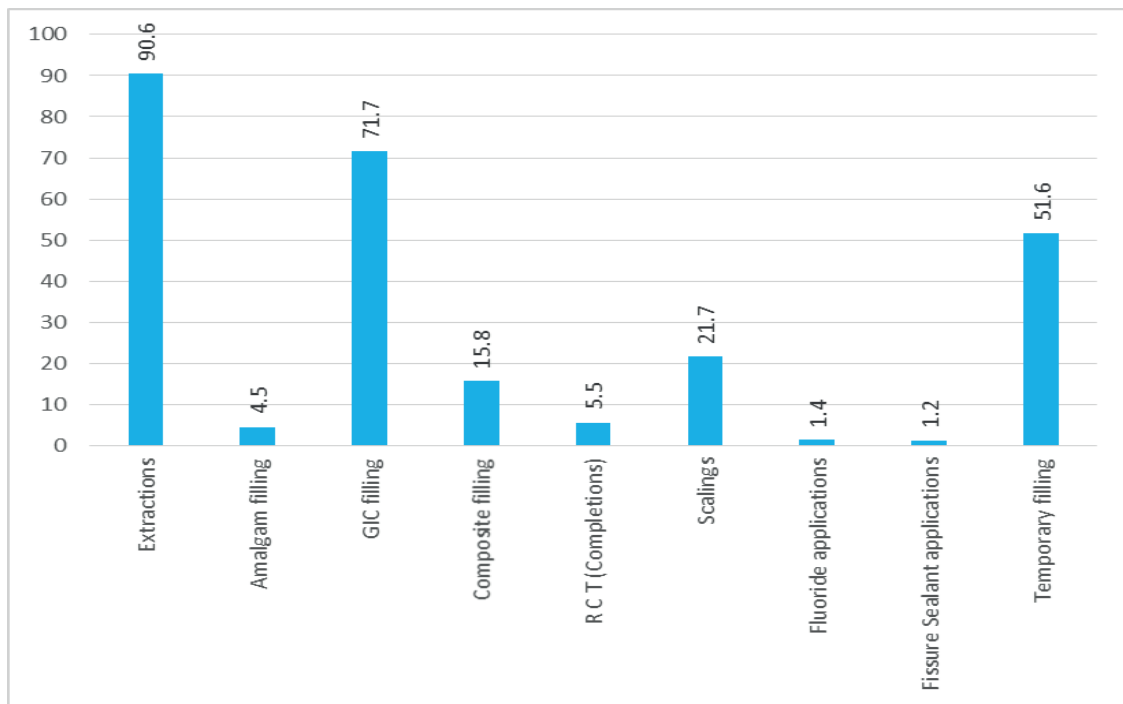
NIHS- National Institute of Health Sciences- Kalutara

On average in one OPD dental clinic, 484.6 patients were treated in one month period in the year 2019. This value varied from 180.3 patients treated in one OPD dental clinic in one month period in Mannar district to 769.9 patients treated in one OPD dental clinic in one month period in Colombo district.

3.2 Statistics related to type of dental treatments done by OPD dental surgeons under the Ministry of Health, Sri Lanka during the year 2019

Monthly average number of selected dental treatments carried out by a single OPD dental surgeon in OPD dental clinics under the Ministry of Health, Sri Lanka for the year 2019 is explained in figure 3.4.

Fig. 3.4: Monthly average number of selected dental treatments carried out by a single OPD dental surgeon in the year 2019: national values



On average a single dental surgeon had done 90.6 extractions per month during 2019. Monthly average number of Glass Ionomer Cement fillings (GIC Filings) done was 71.7, while the number of Temporary fillings done was 51.6. On average a single dental surgeon had done 21.7 Scalings, 15.8 Composite fillings, 4.5 Amalgam fillings and 5.5 completed Root Canal Treatments in one month period during 2019.

Table 3.1 further explains the district wise statistics of selected dental treatments carried out by a single OPD dental surgeon in OPD dental clinics under the Ministry of Health, Sri Lanka in the year 2019.

Table 3.1: Monthly average number of selected dental treatments carried out by a single OPD dental surgeon during the year 2019: district variation

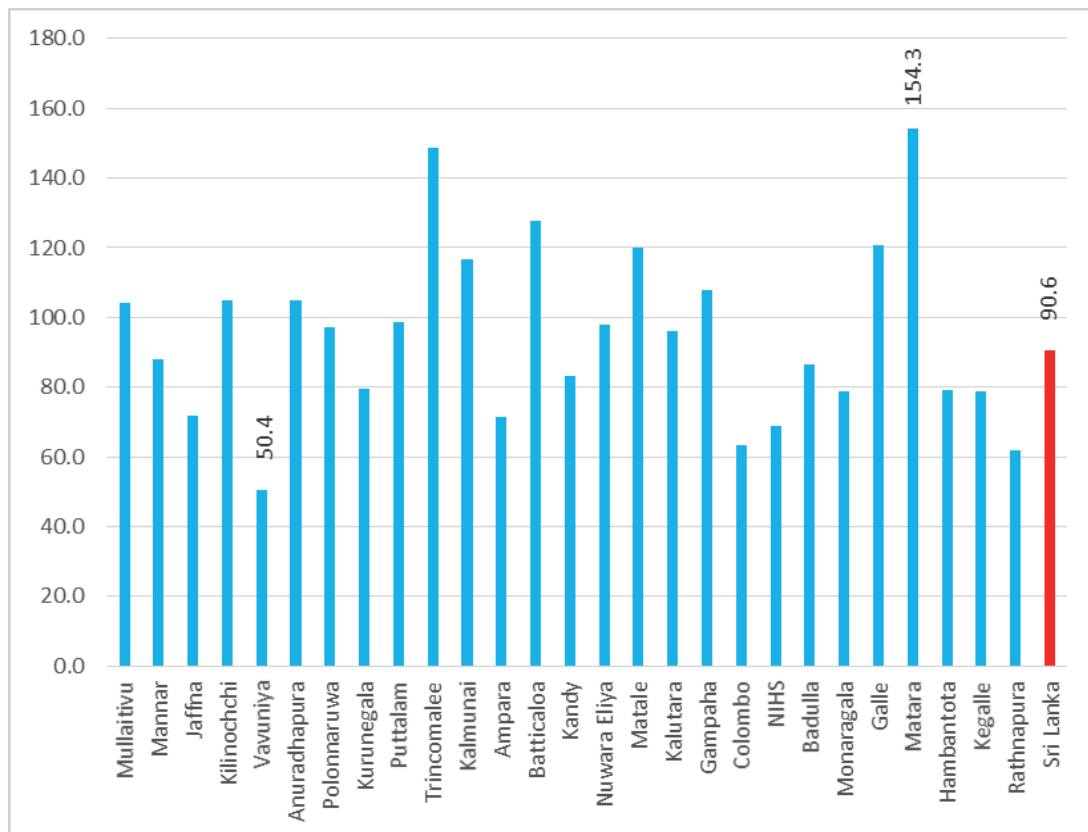
District	Extractions	Amalgam fillings	GIC fillings	Composite fillings	Completed RCTs	Scalings	Fluoride applications	Fissure Sealants	Temporary fillings
Mullaitivu	104.3	0.0	29.3	14.8	2.0	23.3	0.1	0.8	24.9
Mannar	87.8	0.0	21.2	5.6	0.9	12.4	0.0	0.0	16.7
Jaffna	71.8	1.0	33.5	14.0	2.6	16.0	0.3	0.2	27.2
Kilinochchi	104.9	0.0	68.3	41.5	14.3	29.3	0.0	0.0	30.7
Vavuniya	50.4	0.0	34.4	2.4	0.7	7.7	0.3	0.0	12.0
Anuradhapura	105.0	0.4	64.7	8.4	2.2	15.8	1.8	0.2	51.0
Polonnaruwa	97.2	1.1	128.1	7.7	5.6	33.3	2.4	0.4	55.8
Kurunegala	79.4	11.2	49.4	10.4	1.9	15.8	3.2	0.5	46.9
Puttalam	98.5	1.2	45.3	18.9	3.5	18.8	1.1	0.8	34.6
Trincomalee	148.8	3.6	32.8	13.4	2.6	19.0	1.8	0.8	26.3
Kalmunai	116.5	1.7	37.8	23.6	2.2	20.7	0.8	1.0	26.4
Ampara	71.4	1.1	93.8	28.3	3.4	38.9	2.8	2.9	59.6
Batticaloa	127.7	0.1	44.3	30.1	1.4	24.8	1.0	1.2	28.9
Kandy	83.2	2.9	93.1	20.4	2.6	20.8	1.0	0.9	68.4
Nuwara Eliya	98.0	0.9	81.5	11.8	2.3	18.1	1.8	4.9	51.7
Matale	119.9	0.8	75.9	10.6	3.6	24.5	4.1	12.9	78.1
Kalutara	96.1	6.6	79.6	11.3	1.6	15.2	0.6	0.1	55.9
Gampaha	107.9	14.3	59.8	8.4	2.3	18.2	0.2	0.3	62.4
Colombo	63.4	2.9	76.0	19.6	22.2	24.9	1.9	0.4	43.7
NIHS	68.8	4.5	148.9	17.1	0.4	25.6	1.2	9.3	51.0
Badulla	86.6	14.1	61.9	20.5	2.5	28.1	0.7	0.2	42.8
Monaragala	78.8	0.2	102.7	27.2	5.1	50.1	1.8	0.4	72.8
Galle	120.8	1.9	79.3	18.1	3.9	22.6	0.4	0.1	82.1
Matara	154.3	10.6	165.6	21.0	10.9	38.3	0.2	3.9	105.6
Hambantota	79.0	0.3	63.5	3.1	1.0	9.9	1.2	0.0	40.3
Kegalle	78.9	3.6	87.9	15.1	4.5	13.5	2.5	0.3	50.3
Rathnapura	61.7	2.9	73.7	9.5	3.3	18.7	1.9	2.8	56.2
Sri Lanka	90.6	4.5	71.7	15.8	5.5	21.7	1.4	1.2	51.6

RCT- Root Canal Treatment

NIHS- National Institute of Health Sciences- Kalutara

Figure 3.5 explains the monthly average number of Extractions carried out by a single OPD dental surgeon working in OPD dental clinics under the Ministry of Health, Sri Lanka for the year 2019.

Fig. 3.5: Monthly average number of Extractions carried out by a single OPD dental surgeon in the year 2019: district variation

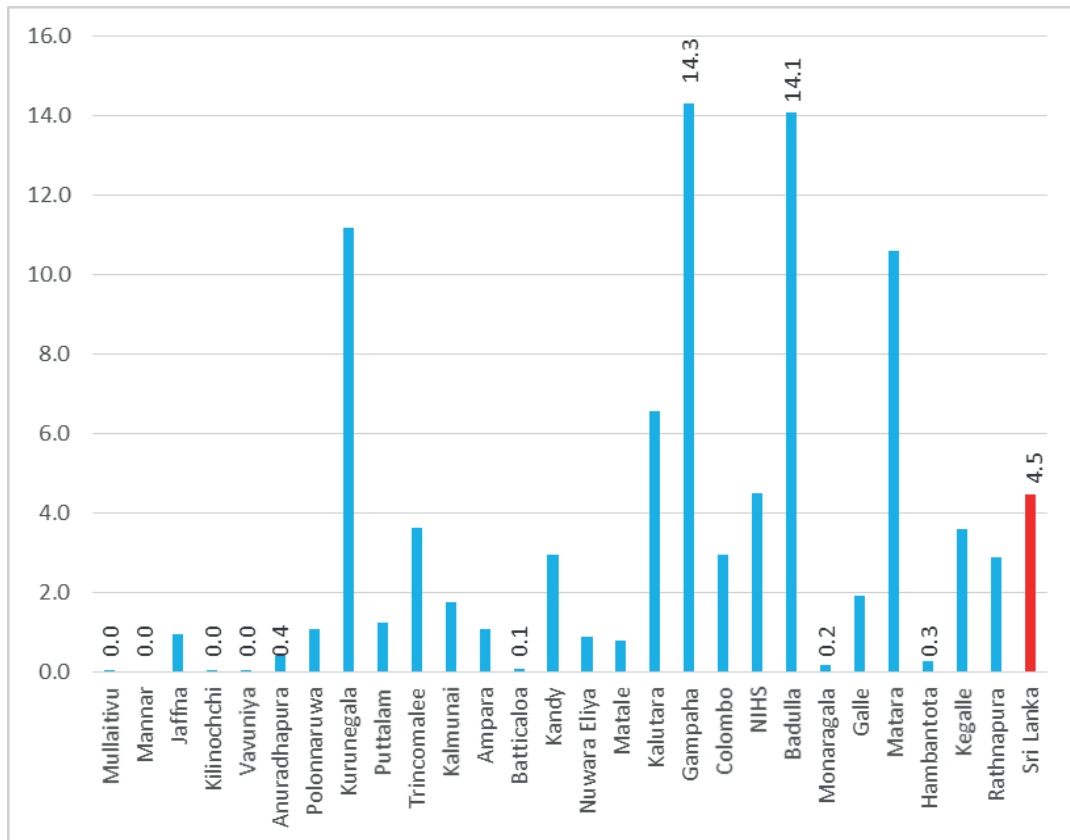


NIHS- National Institute of Health Sciences- Kalutara

On average 90.6 extractions were done by a single OPD dental surgeon per month during the year 2019. It varied from 50.4 extractions in Vavuniya district to 154.3 extractions in Matara district.

Figure 3.6 explains the monthly average number of Amalgam fillings carried out by a single OPD dental surgeon in OPD dental clinics under the Ministry of Health, Sri Lanka in the year 2019.

Fig. 3.6: Monthly average number of Amalgam fillings done by a single OPD dental surgeon in the year 2019: district variation

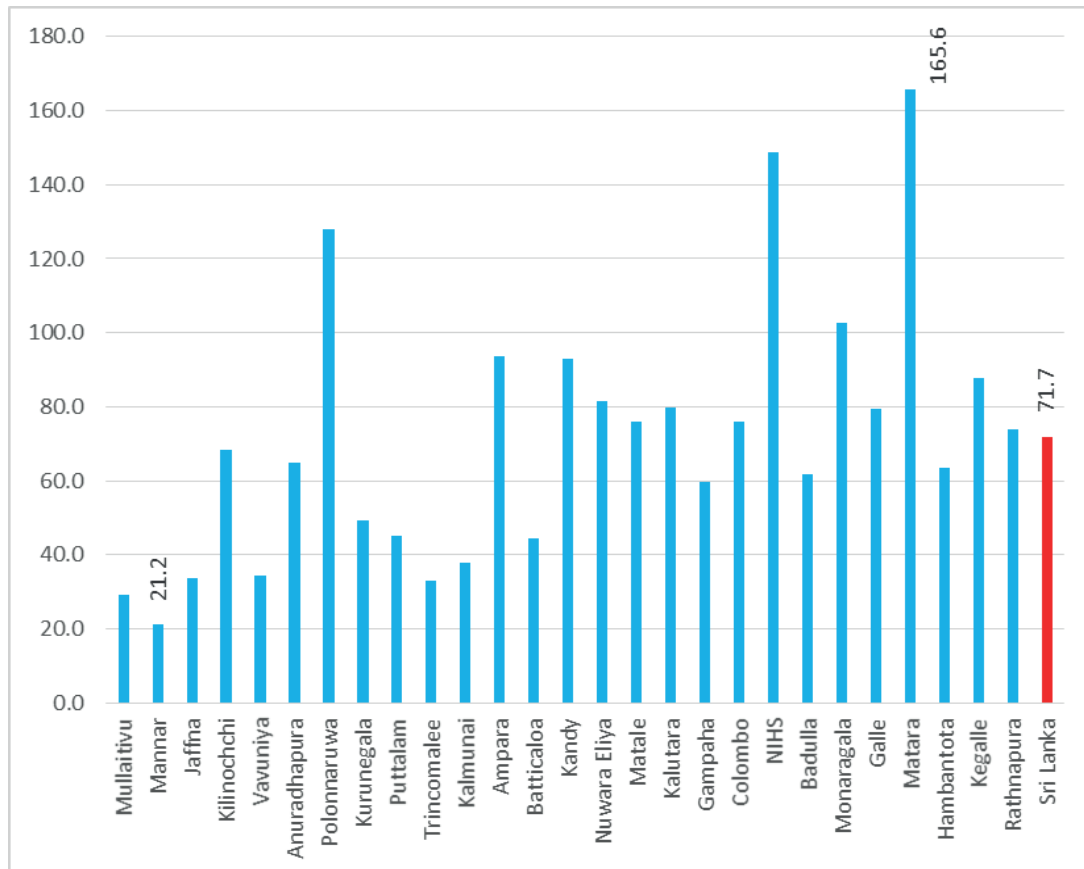


NIHS- National Institute of Health Sciences- Kalutara

Average number of Amalgam fillings done by a single OPD dental surgeon per month during 2019 was 4.5. The highest number of Amalgam fillings (14.3) was done in Gampaha district while in Kilinochchi, Mullaitivu, Mannar, Vavuniya, Batticaloa, Monaragala, Hambantota and Anuradhapura districts Amalgam fillings were rarely done.

Figure 3.7 explains the monthly average number of Glass Ionomer Cement (GIC) fillings done by a single OPD dental surgeon under the Ministry of Health, Sri Lanka in the year 2019.

Fig. 3.7: Monthly average number of GIC fillings done by a single OPD dental surgeon in the year 2019: district variation

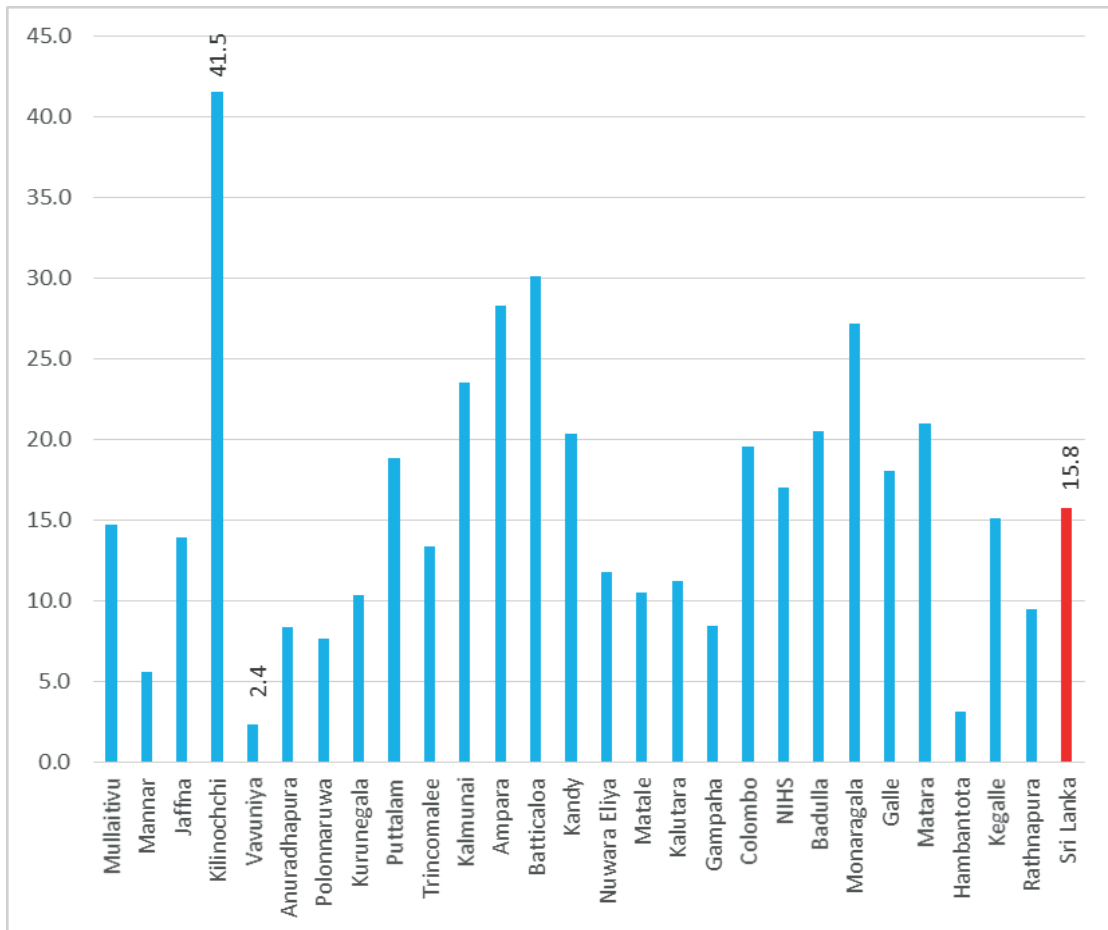


NIHS- National Institute of Health Sciences- Kalutara

On average 71.7 GIC fillings were done by a dental surgeon per month during 2019. It varied from 21.2 GIC fillings per month per dental surgeon in Mannar district to 165.6 GIC fillings per month per dental surgeon in Matara district.

Figure 3.8 explains the monthly average number of Composite fillings done by a single OPD dental surgeon under the Ministry of Health, Sri Lanka in the year 2019.

Fig. 3.8: Monthly average number of Composite fillings done by a single OPD dental surgeon during the year 2019: district variation

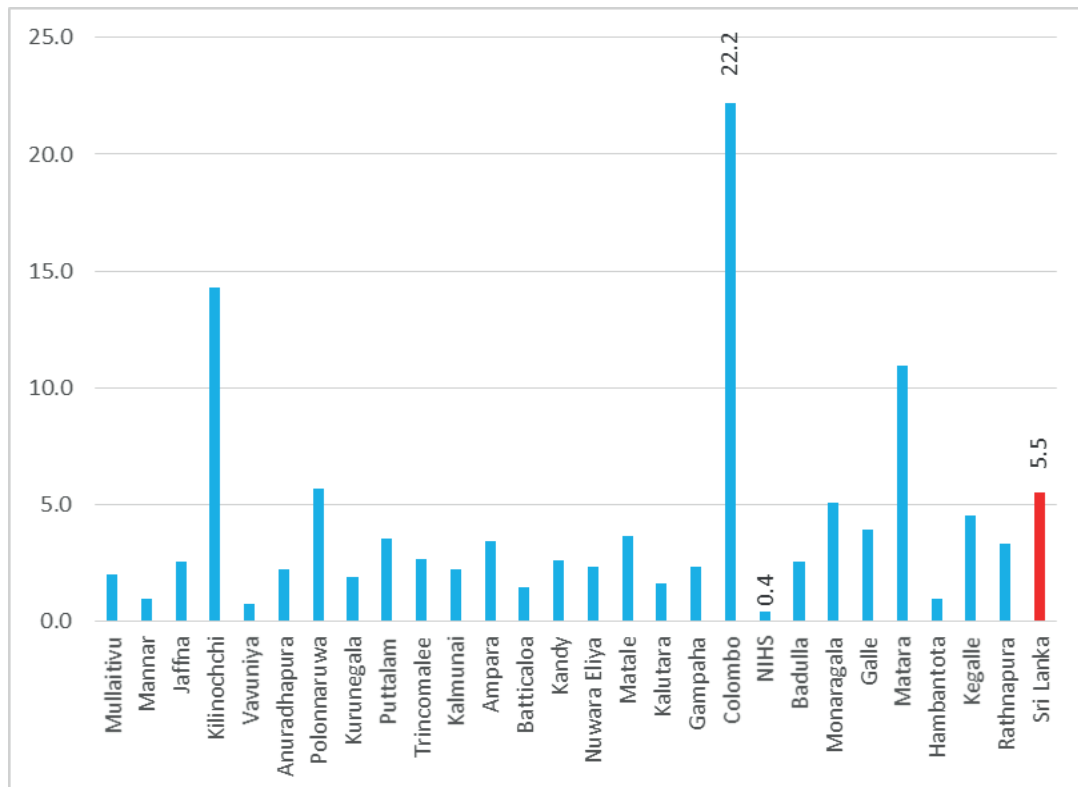


NIHS- National Institute of Health Sciences- Kalutara

On average 15.8 Composite fillings were done by a single dental surgeon per month during 2019. It ranged from 2.4 Composite fillings in the district of Vavuniya to 41.5 Composite fillings in Kilinochchi district.

Monthly average number of completed Root Canal Treatments (RCTs) done by a single OPD dental surgeon under the Ministry of Health, Sri Lanka in the year 2019 is explained in figure 3.9.

Fig. 3.9: Monthly average number of completed RCTs done by a single OPD dental surgeon during the year 2019: district variation

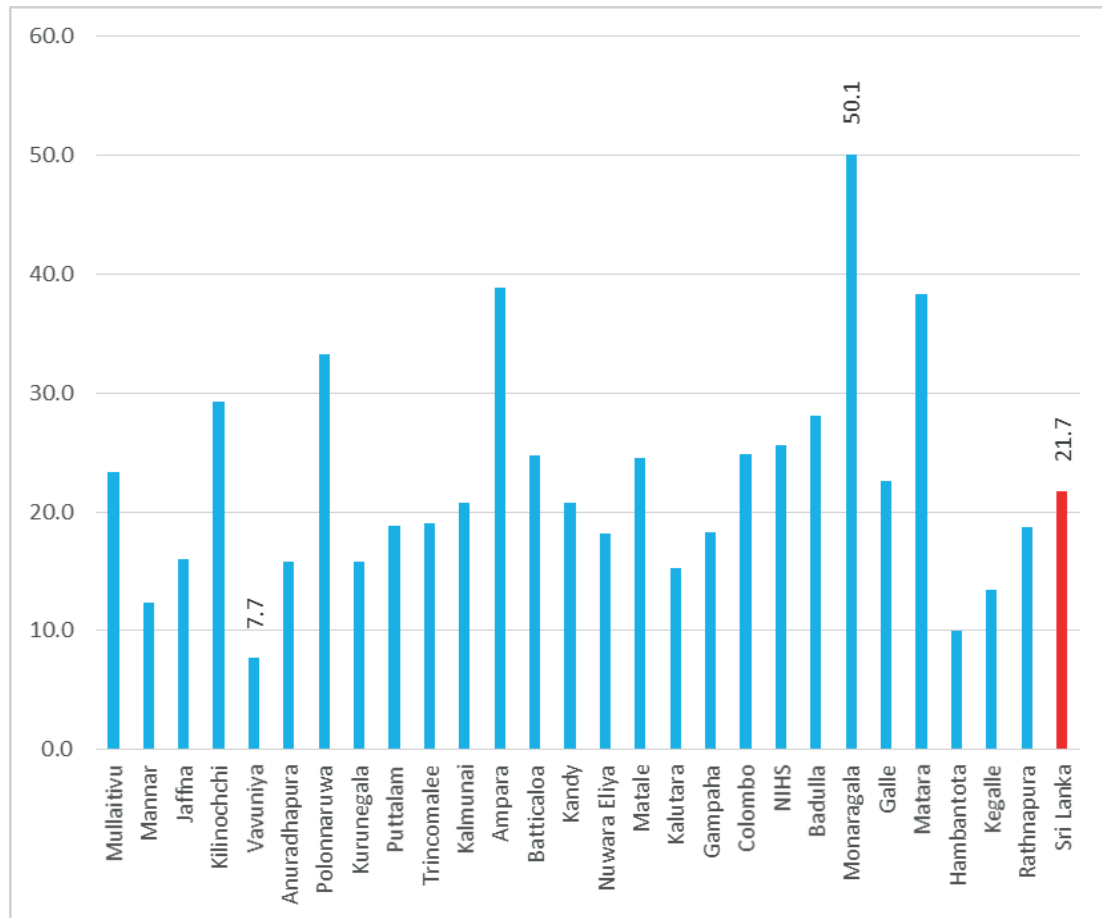


NIHS- National Institute of Health Sciences- Kalutara

Monthly average number of completed root canal treatments performed by a dental surgeon was 5.5 and it varied from 0.4 in NIHS, Kalutara area to 22.2 in the district of Colombo.

Monthly average number of Scalings done by a single OPD dental surgeon under the Ministry of Health, Sri Lanka in the year 2019 is explained in figure 3.10.

Fig. 3.10: Monthly average number of Scalings done by a single OPD dental surgeon during the year 2019: district variation

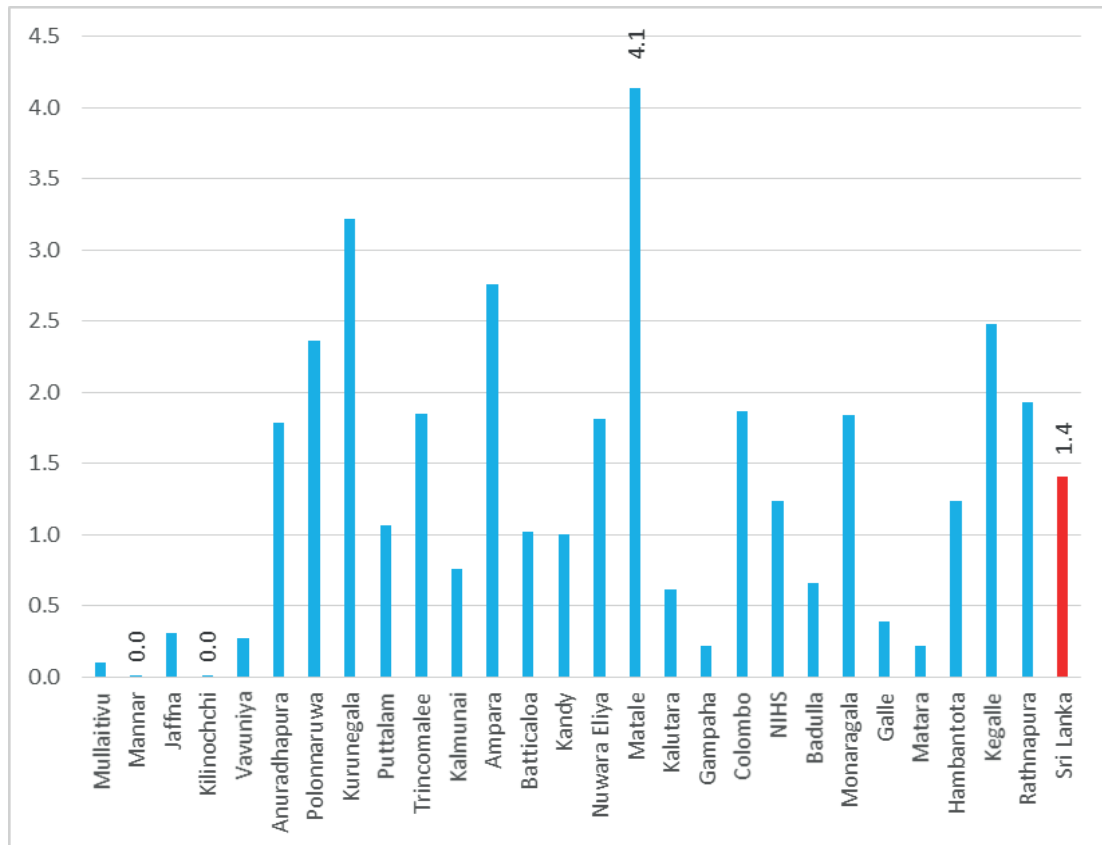


NIHS- National Institute of Health Sciences- Kalutara

Monthly average number of Scalings done by a dental surgeon during 2019 was 21.7. It varied from 7.7 in Vavuniya district to 50.1 in Monaragala district.

Monthly average number of Fluoride applications done by a single OPD dental surgeon under the Ministry of Health, Sri Lanka in the year 2019 is explained in figure 3.11.

Fig. 3.11: Monthly average number of Fluoride applications done by a single OPD dental surgeon in the year 2019: district variation

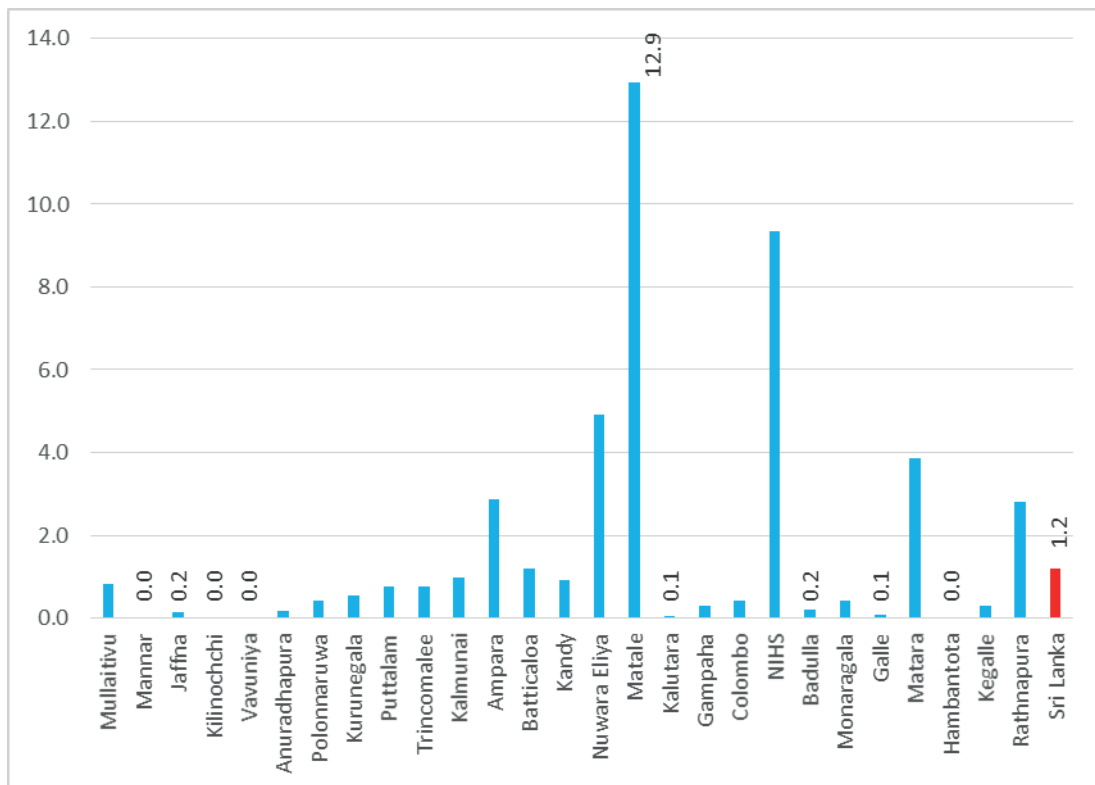


NIHS- National Institute of Health Sciences- Kalutara

On average a dental surgeon had done 1.4 Fluoride applications in a month during 2019. The highest number of Fluoride applications was done in Matala district. Not a single Fluoride application was reported in Mannar and Kilinochchi districts during the year 2019.

Monthly average number of Fissure Sealant applications carried out by a single OPD dental surgeon under the Ministry of Health, Sri Lanka in the year 2019 is explained in figure 3.12.

Fig. 3.12: Monthly average number of Fissure Sealant applications carried out by a single OPD dental surgeon in the year 2019: district variation

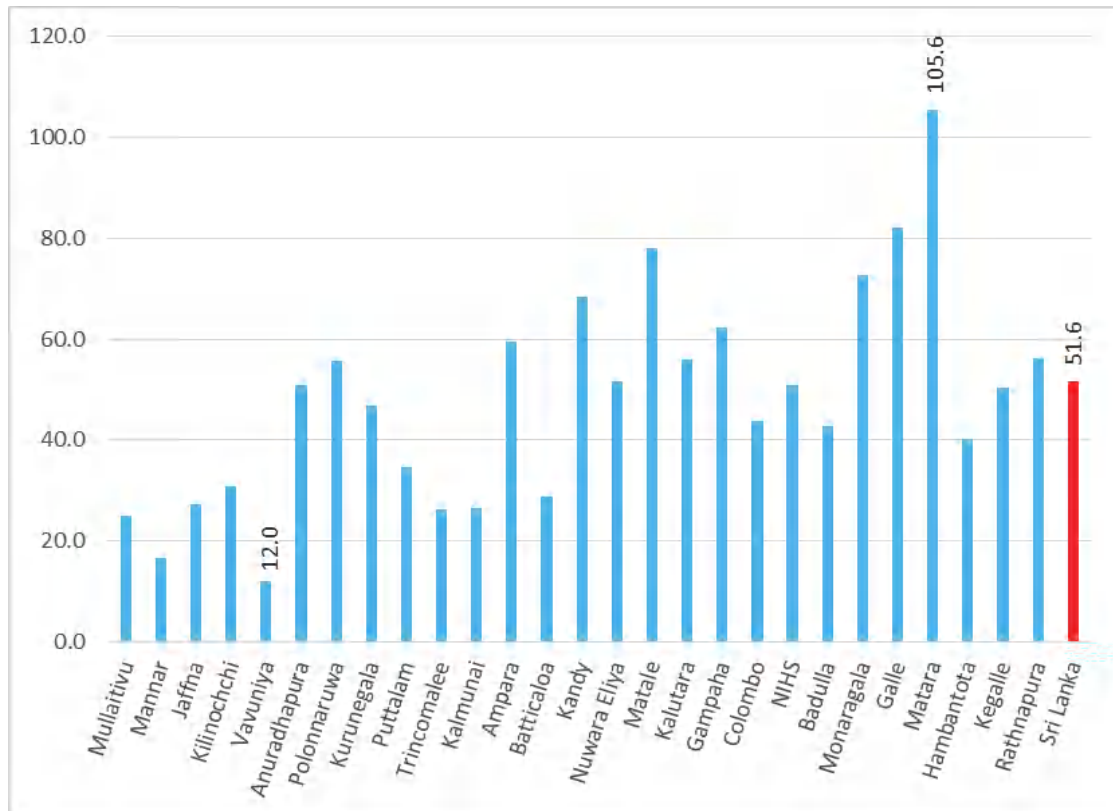


NIHS- National Institute of Health Sciences- Kalutara

On average, a dental surgeon had done 1.2 Fissure Sealant applications during a month in the year 2019. The highest number of Fissure Sealant applications was done in Matala district which was 12.9. Application of Fissure Sealant was not reported in Mannar, Kilinochchi, Vavuniya and Hambantota districts during the year 2019.

Figure 3.13 explains the monthly average number of Temporary fillings performed by a single OPD dental surgeon under the Ministry of Health, Sri Lanka in the year 2019.

Fig. 3.13: Monthly average number of Temporary fillings performed by a single OPD dental surgeon during the year 2019: district variation

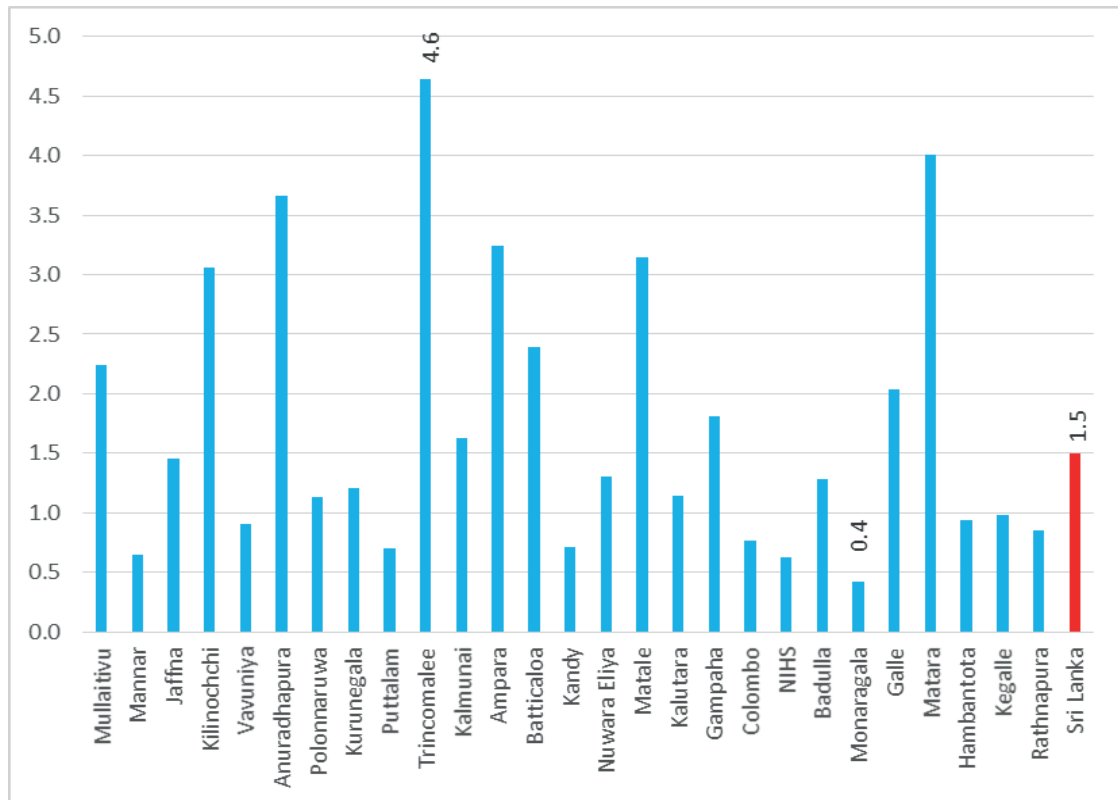


NIHS- National Institute of Health Sciences- Kalutara

On average, a dental surgeon had done 51.6 Temporary fillings per month during the year 2019. The highest average number of Temporary fillings was done in Matara district which was 105.6. The least average number of Temporary fillings was done in Vavuniya district and it was 12.

Figure 3.14 explains the monthly average number of post-operative infections and bleeding episodes reported by a single OPD dental surgeon under the Ministry of Health, Sri Lanka in the year 2019.

Fig. 3.14: Monthly average number of post-operative infections and bleeding episodes reported by a single OPD dental surgeon in the year 2019: district variation



NIHS- National Institute of Health Sciences- Kalutara

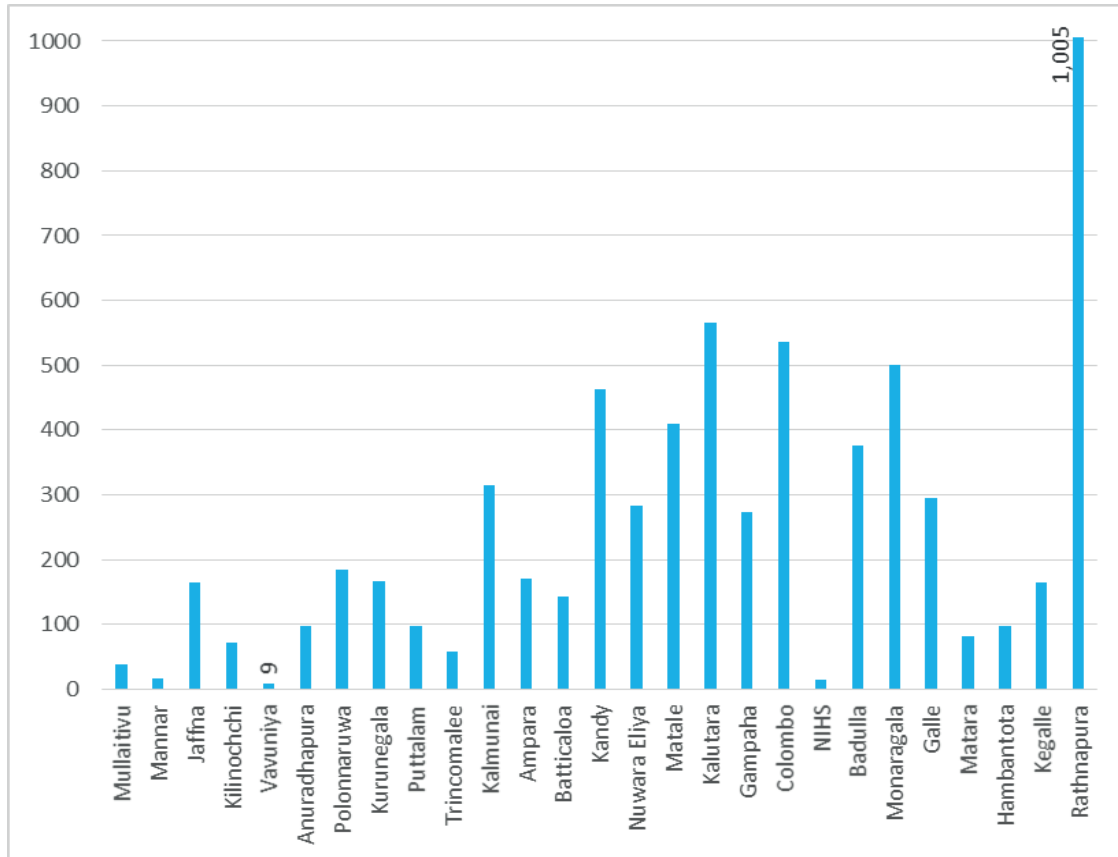
The monthly average number of post-operative infections and bleeding episodes reported by a single dental surgeon during 2019 was 1.5. The highest figure was in Trincomalee district (4.6) and the lowest in Monaragala district (0.4).

Table 3.2 and figures 3.15 and 3.16 explain the district variation of the total number of Oral Potentially Malignant Disorder (OPMD) cases identified in OPD dental clinics under the Ministry of Health, Sri Lanka during 2019 and average number of OPMD cases identified in a single OPD dental clinic during 2019.

Table 3.2: Total number of OPMD cases identified in OPD dental clinics during 2019 and number of cases of OPMDs identified per OPD dental clinic during the whole year 2019: district variation

District	Total number of OPMD cases identified in OPD dental clinics	Number of OPMD cases identified per OPD dental clinic during 2019
Mullaitivu	38	9.5
Mannar	16	1.1
Jaffna	164	5.7
Kilinochchi	73	10.4
Vavuniya	9	1.3
Anuradhapura	97	3.7
Polonnaruwa	184	10.2
Kurunegala	166	3.1
Puttalam	97	3.2
Trincomalee	58	2.8
Kalmunai	314	16.5
Ampara	170	15.5
Batticaloa	143	5.7
Kandy	463	9.4
Nuwara Eliya	284	10.1
Matale	409	24.1
Kalutara	565	19.5
Gampaha	273	6.3
Colombo	536	10.5
NIHS	15	2.5
Badulla	377	9.7
Monaragala	500	26.3
Galle	296	9.9
Matara	83	3.6
Hambantota	97	5.7
Kegalle	164	6.3
Rathnapura	1,005	19.0
Sri Lanka	6,596	9.5

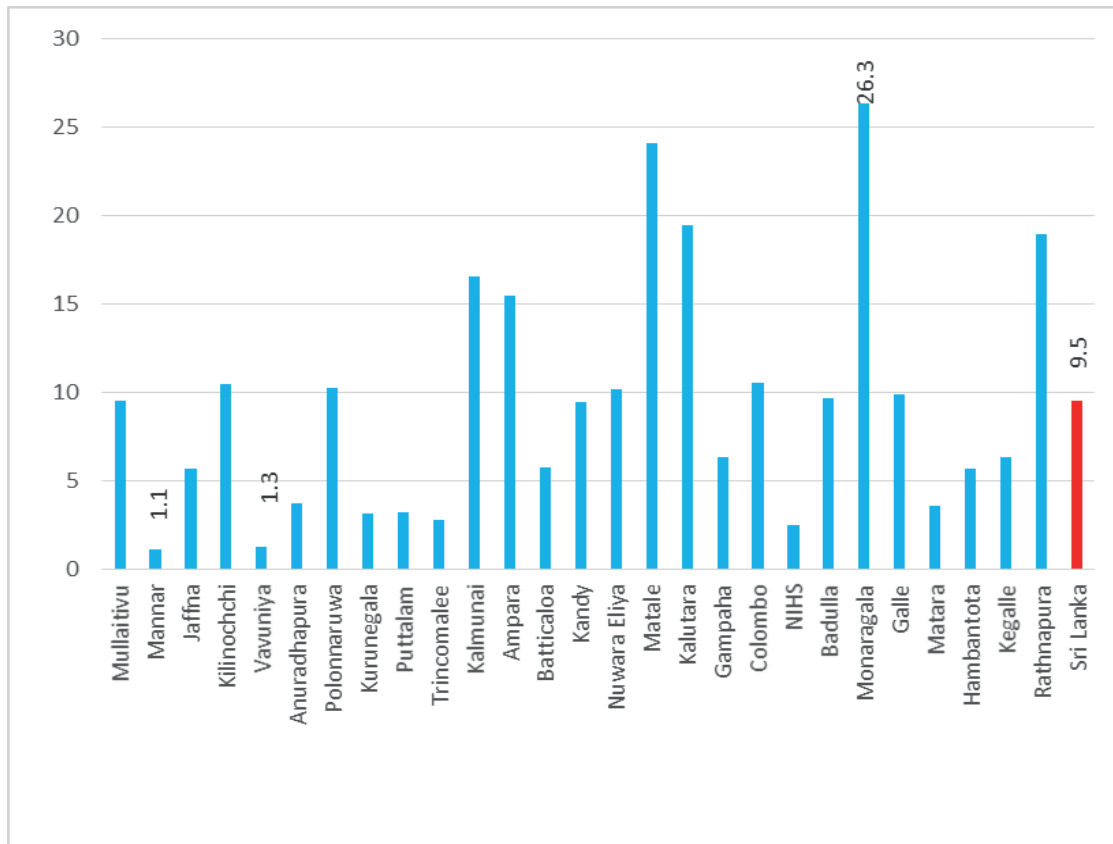
Fig. 3.15: Total number of cases of OPMDs identified in OPD dental clinics during the year 2019: district variation



NIHS- National Institute of Health Sciences- Kalutara

Total number of OPMD cases identified during the year 2019 in OPD dental clinics was 6,596 and the highest number of cases was identified in Rathnapura district which was 1,005 and the lowest number of cases identified in Vavuniya district which was 9.

Fig. 3.16: Average number of cases of OPMDs identified in a single OPD dental clinic during the whole year of 2019: district variation



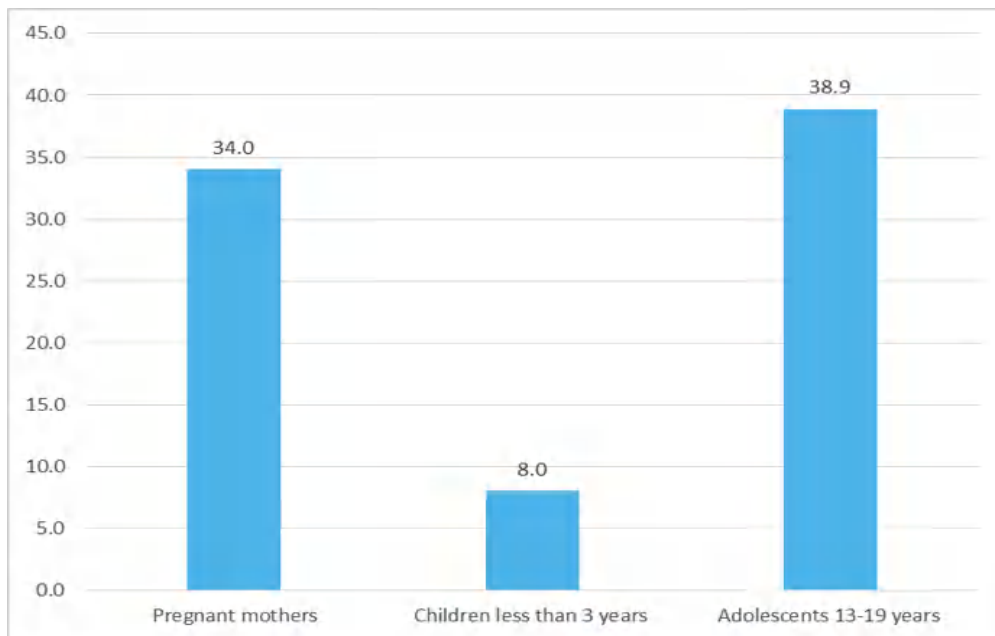
NIHS- National Institute of Health Sciences- Kalutara

Average number of OPMD cases identified in a single clinic during 2019 (whole year) was 9.5. The highest average number of OPMD cases (26.3) was identified in Monaragala district while the lowest average number of OPMD cases (1.1) was identified in Mannar district.

3.3 Statistics related to the selected special groups of patients managed by OPD dental surgeons under Ministry of Health, Sri Lanka during 2019

Monthly average numbers of selected special groups of patients managed by OPD dental surgeons under Ministry of Health, Sri Lanka in the year 2019 is explained in figure 3.17.

Fig. 3.17: Monthly average number of pregnant mothers, children less than 3 years and adolescents (13-19 year olds) managed in a single OPD dental clinic during the year 2019

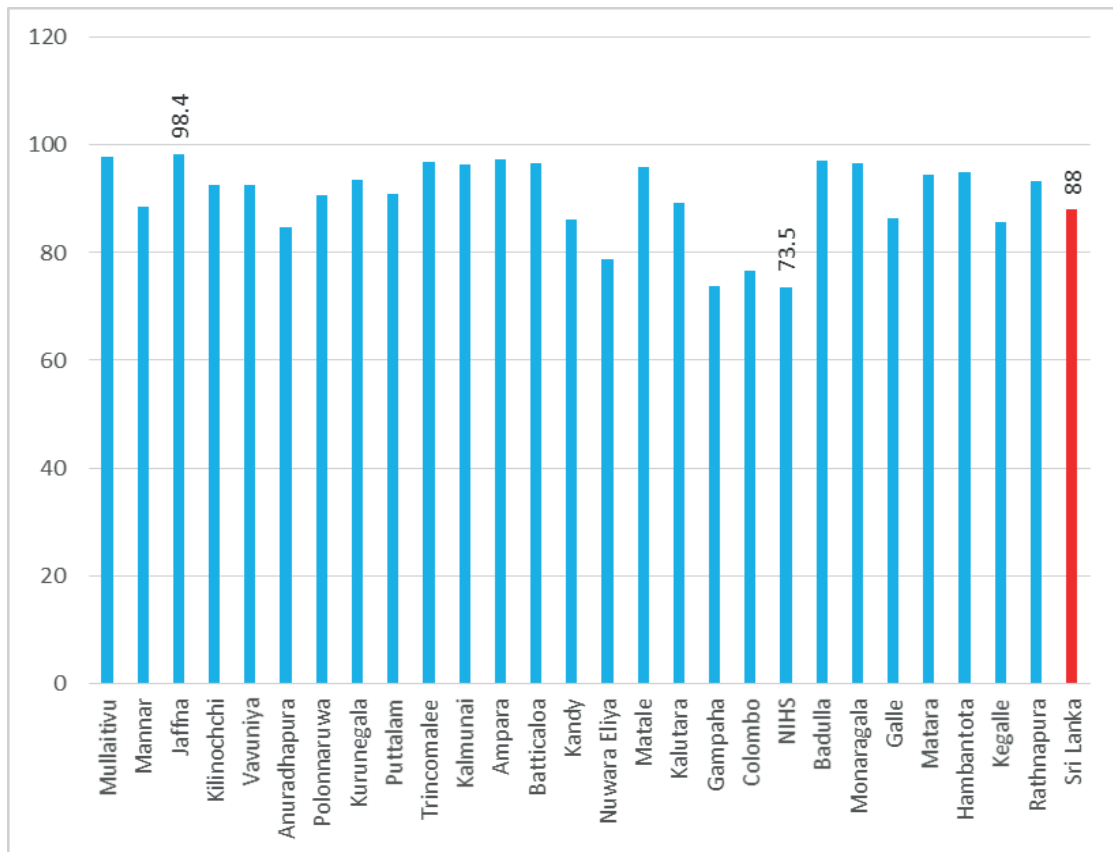


Monthly average number of pregnant mothers managed in a single OPD dental clinic under the Ministry of Health, Sri Lanka during 2019 was 34. On average 8 children less than 3 years and 38.9 adolescents were managed in a single OPD dental clinic in Sri Lanka in a month during 2019.

All pregnant mothers should be referred to a dental clinic for screening and treatments of oral diseases during first trimester of pregnancy by a Medical Officer of Health. Figure 3.18 explains the percentage of pregnant mothers screened and treated for oral diseases in Sri Lanka during the year 2019.

Fig 3.18: Percentage of pregnant mothers screened and treated for oral diseases in Sri Lanka during 2019: district variation

(Data from H 520 Monthly Return of Public Health Midwives- Monitoring and Evaluation Unit- Family Health Bureau)



NIHS- National Institute of Health Sciences- Kalutara

The Percentage of pregnant mothers screened for oral diseases in Sri Lanka in 2019 was 88%. Percentage of pregnant mothers screened for oral diseases was highest in Jaffna district (98.4%) and lowest in NIHS area Kalutara (73.5%). Except Gampaha and NIHS area- Kalutara, all other districts had screening percentage for oral diseases more than 75%. District of Colombo also had a lower value of 76.6%.

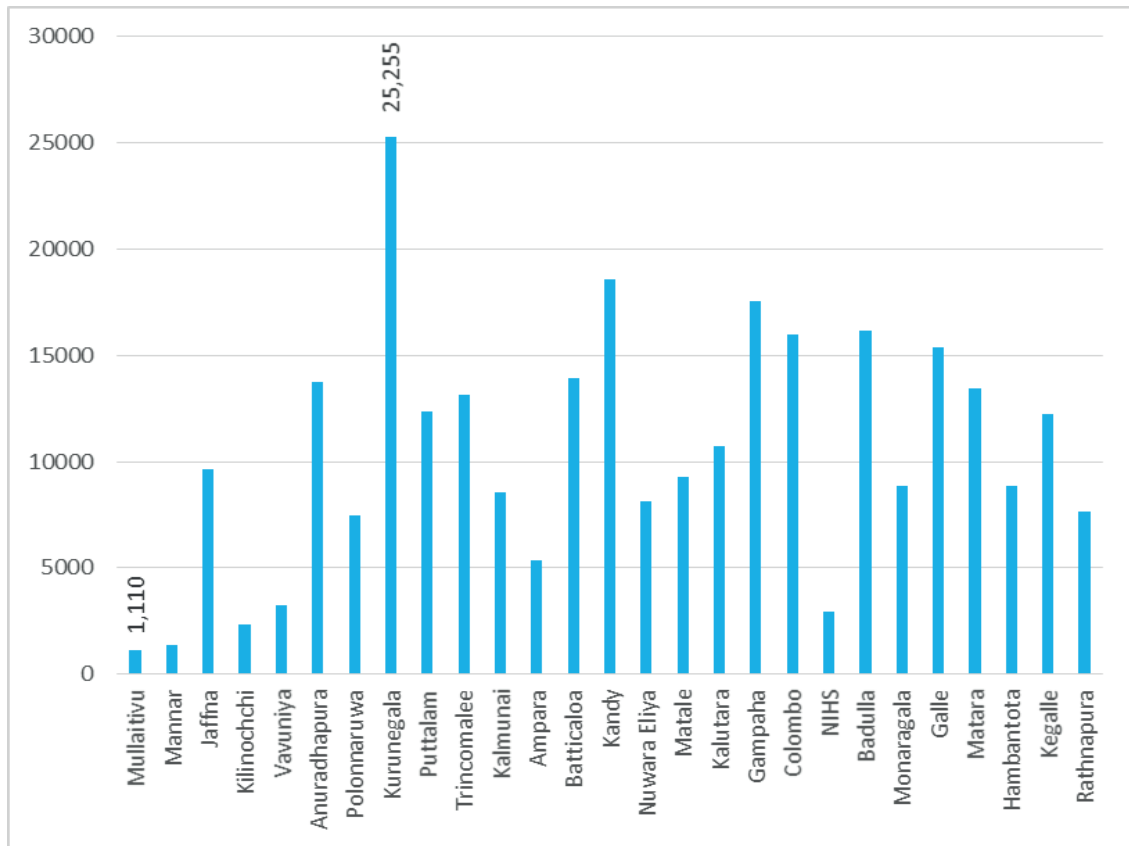
Table 3.3 and figures 3.19 and 3.20 explain the district variation of the total number of pregnant mothers managed in OPD dental clinics under the Ministry of Health, Sri Lanka during 2019 and monthly average number of pregnant mothers managed in a single OPD dental clinic during 2019.

Table 3.3: Total number of pregnant mothers managed in OPD dental clinics during 2019 and the number of pregnant mothers managed per month per OPD dental clinic during 2019: district variation

District	Total number of pregnant mothers managed in OPD dental clinics during 2019	Number of pregnant mothers managed per month per OPD dental clinic
Mullaitivu	1,110	23.1
Mannar	1,387	8.3
Jaffna	9,647	27.7
Kilinochchi	2,332	27.8
Vavuniya	3,221	38.3
Anuradhapura	13,758	44.1
Polonnaruwa	7,477	34.6
Kurunegala	25,255	39.7
Puttalam	12,365	34.3
Trincomalee	13,149	52.2
Kalmunai	8,567	37.6
Ampara	5,338	40.4
Batticaloa	13,898	46.3
Kandy	18,589	31.6
Nuwara Eliya	8,154	24.3
Matale	9,301	45.6
Kalutara	10,718	30.8
Gampaha	17,575	34.1
Colombo	15,966	26.1
NIHS	2,944	40.9
Badulla	16,149	34.5
Monaragala	8,824	38.7
Galle	15,367	42.7
Matara	13,452	48.7
Hambantota	8,863	43.4
Kegalle	12,247	39.3
Rathnapura	7,669	12.1
Sri Lanka	283,322	34.0

NIHS- National Institute of Health Sciences- Kalutara

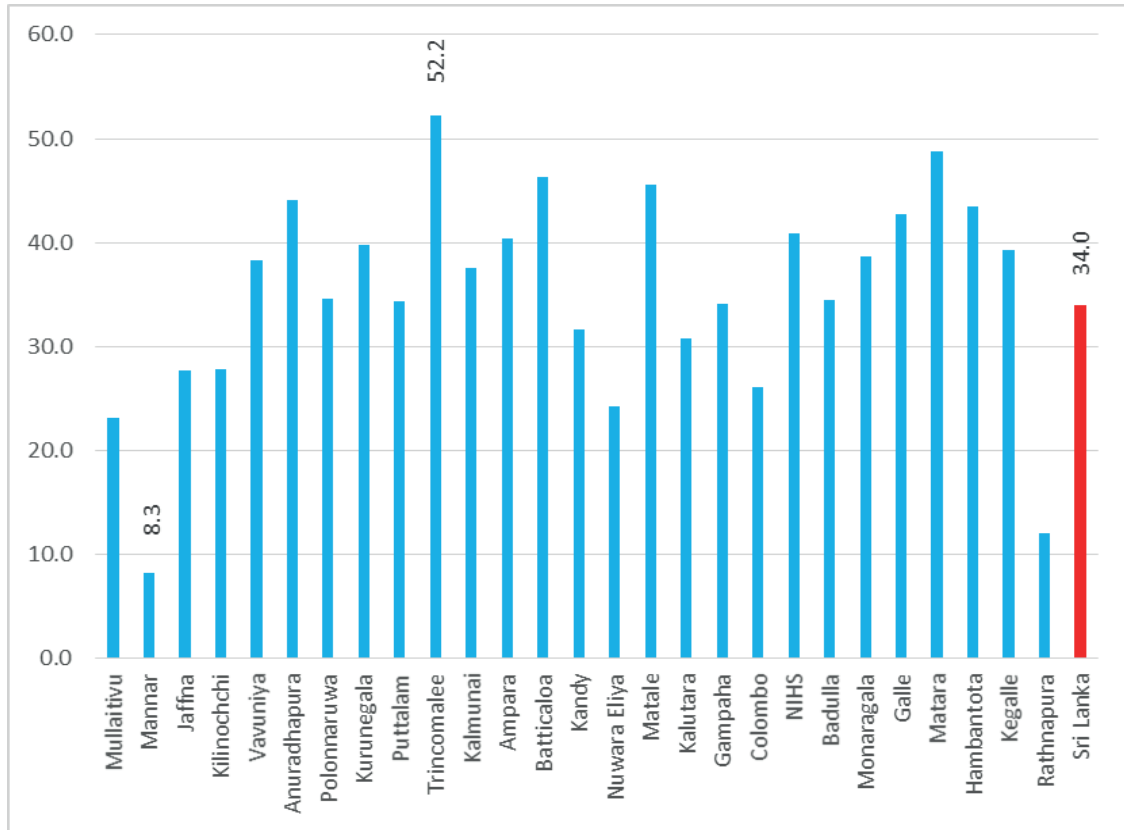
Fig. 3.19: Total number of pregnant mothers managed in OPD dental clinics during the year 2019: district variation



NIHS- National Institute of Health Sciences- Kalutara

Total number of pregnant mothers managed in dental OPD clinics in Sri Lanka during the year 2019 was 283,322 and it varied from 1,110 in Mullaitivu district to 25,255 in Kurunegala district.

Fig. 3.20: Number of pregnant mothers managed per month per OPD dental clinic during the year 2019: district variation



NIHS- National Institute of Health Sciences- Kalutara

Monthly average number of pregnant mothers managed in a single OPD dental clinic in Sri Lanka was 34. The highest monthly average number of pregnant mothers (52.2) managed in a single OPD dental clinic was reported from Trincomalee district, while the lowest monthly average number (8.3) per OPD dental clinic was reported from Mannar district.

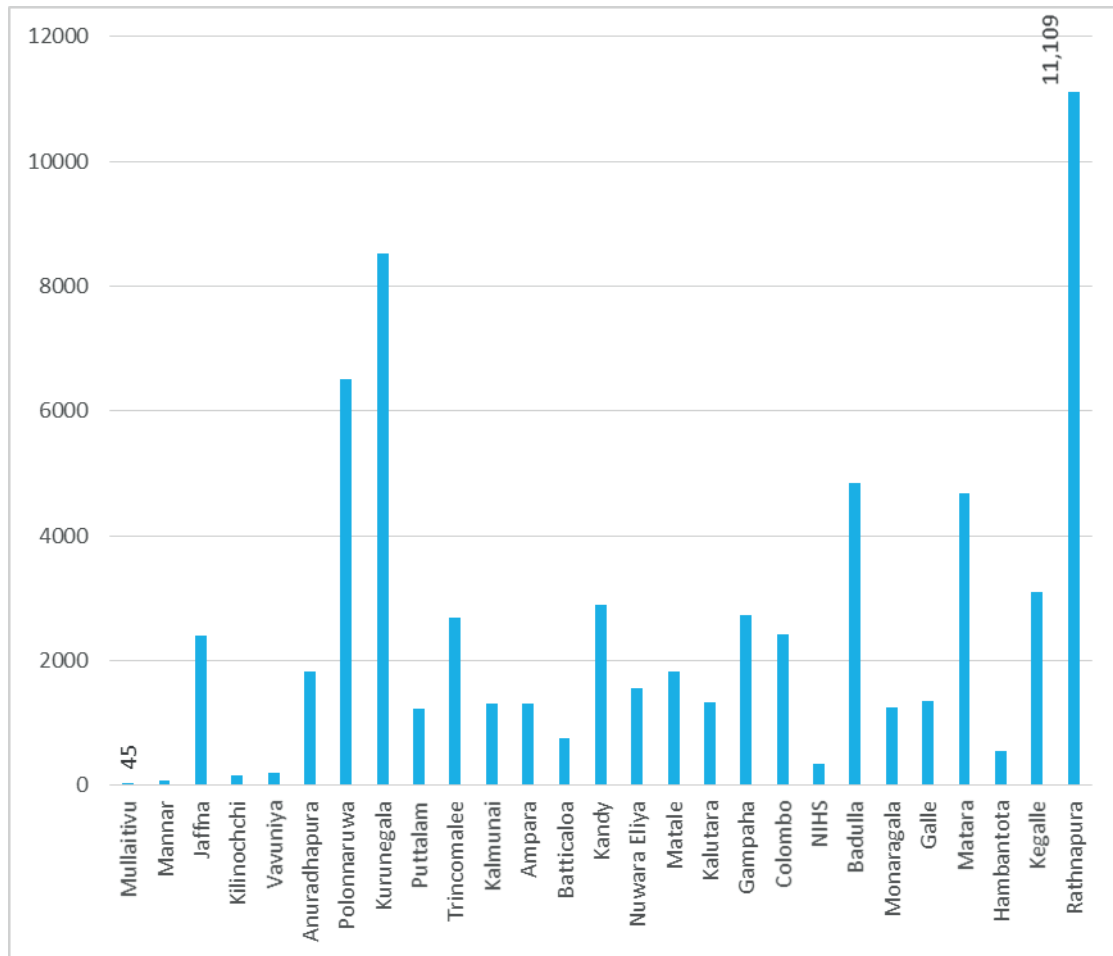
Table 3.4 and figures 3.21 and 3.22 explain the district variation of the total number of children less than 3 years managed in OPD dental clinics under the Ministry of Health, Sri Lanka during 2019 and monthly average number of children less than 3 years managed in a single OPD dental clinic during the year 2019.

Table 3.4: Total number of children less than 3 years managed in OPD dental clinics during 2019 and average number of children less than 3 years managed per month per OPD dental clinic in the year 2019: district variation

District	Total number of children less than 3 years managed in OPD dental clinic during 2019	Average number of children less than 3 years managed per month per OPD dental clinic during 2019
Mullaitivu	45	0.9
Mannar	71	0.4
Jaffna	2,405	6.9
Kilinochchi	161	1.9
Vavuniya	190	2.3
Anuradhapura	1,822	5.8
Polonnaruwa	6,516	30.2
Kurunegala	8,517	13.4
Puttalam	1,219	3.4
Trincomalee	2,691	10.7
Kalmunai	1,300	5.7
Ampara	1,315	10.0
Batticaloa	763	2.5
Kandy	2,888	4.9
Nuwara Eliya	1,563	4.7
Matale	1,820	8.9
Kalutara	1,334	3.8
Gampaha	2,730	5.3
Colombo	2,415	3.9
NIHS	341	4.7
Badulla	4,854	10.4
Monaragala	1,242	5.4
Galle	1,353	3.8
Matara	4,673	16.9
Hambantota	546	2.7
Kegalle	3,105	10.0
Rathnapura	11,109	17.5
Sri Lanka	66,988	8.0

NIHS- National Institute of Health Sciences- Kalutara

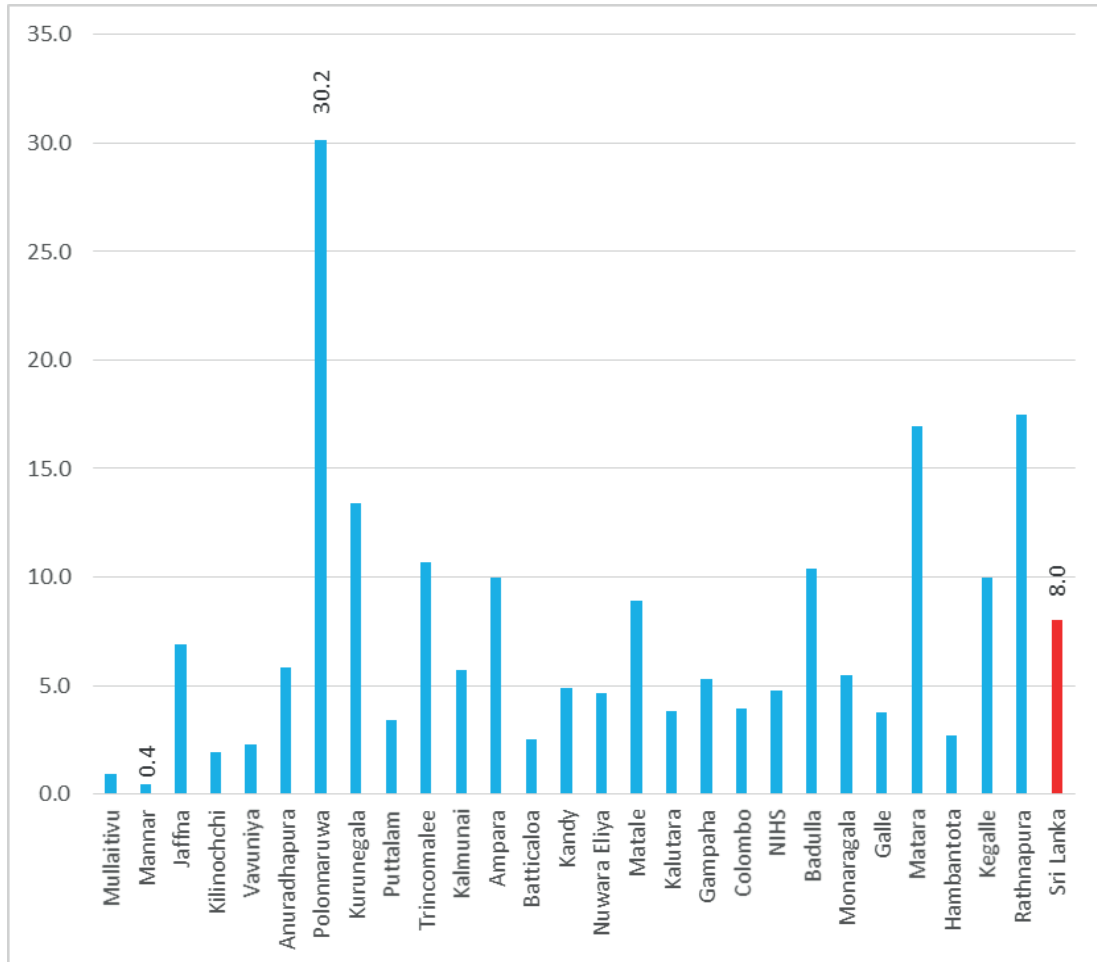
Fig. 3.21: Total number of children less than 3 years managed in OPD dental clinics during year 2019: district variation



NIHS- National Institute of Health Sciences- Kalutara

Total number of children less than 3 years managed in OPD dental clinics in Sri Lanka in year 2019 was 66,988 and it varied from 45 in Mullaitivu district to 11,109 in Rathnapura district.

Fig. 3.22: Number of children less than 3 years managed per month per OPD dental clinic in the year 2019: district variation



NIHS- National Institute of Health Sciences- Kalutara

Monthly average number of children less than 3 years managed in a single OPD dental clinic in Sri Lanka was 8. Highest monthly average number of children less than 3 years managed in a single OPD dental clinic was from Polonnaruwa district, which was 30.2, while the lowest monthly average number was from Mannar district which was less than one child per clinic.

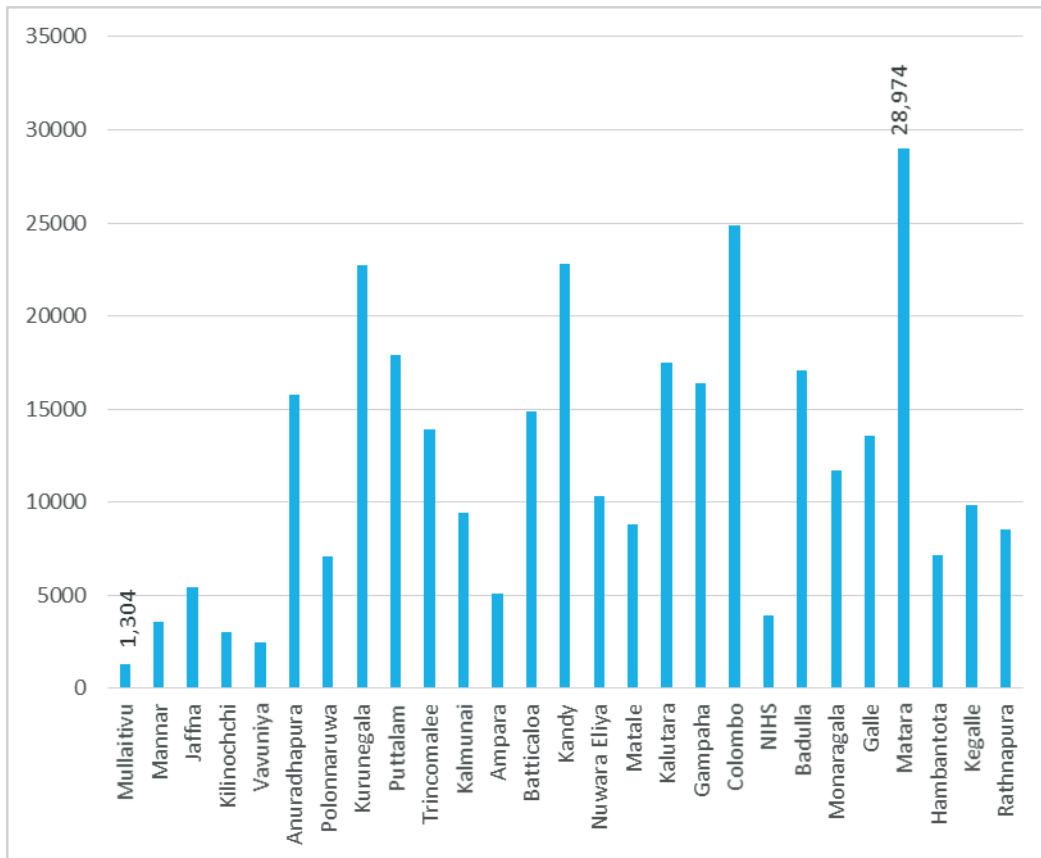
Table 3.5 and figures 3.23 and 3.24 explain the district variation of the total number adolescents (13-19 year olds) managed in OPD dental clinics under the Ministry of Health, Sri Lanka during 2019 and monthly average number of adolescents managed in a single OPD dental clinic during the year 2019.

Table 3.5: Total number of adolescents managed in OPD dental clinics during 2019 and number of adolescents managed per month per OPD dental clinic during 2019: district variation

District	Total number of adolescents managed in OPD dental clinics during 2019	Average number of adolescents managed per month per OPD dental clinic during 2019
Mullaitivu	1,304	27.2
Mannar	3,603	21.4
Jaffna	5,421	15.6
Kilinochchi	3,020	36.0
Vavuniya	2,439	29.0
Anuradhapura	15,782	50.6
Polonnaruwa	7,104	32.9
Kurunegala	22,705	35.7
Puttalam	17,882	49.7
Trincomalee	13,927	55.3
Kalmunai	9,413	41.3
Ampara	5,115	38.8
Batticaloa	14,905	49.7
Kandy	22,779	38.7
Nuwara Eliya	10,304	30.7
Matale	8,837	43.3
Kalutara	17,474	50.2
Gampaha	16,372	31.7
Colombo	24,890	40.7
NIHS	3,909	54.3
Badulla	17,092	36.5
Monaragala	11,734	51.5
Galle	13,576	37.7
Matara	28,974	105.0
Hambantota	7,144	35.0
Kegalle	9,826	31.5
Rathnapura	8,541	13.4
Sri Lanka	324,072	38.9

NIHS- National Institute of Health Sciences- Kalutara

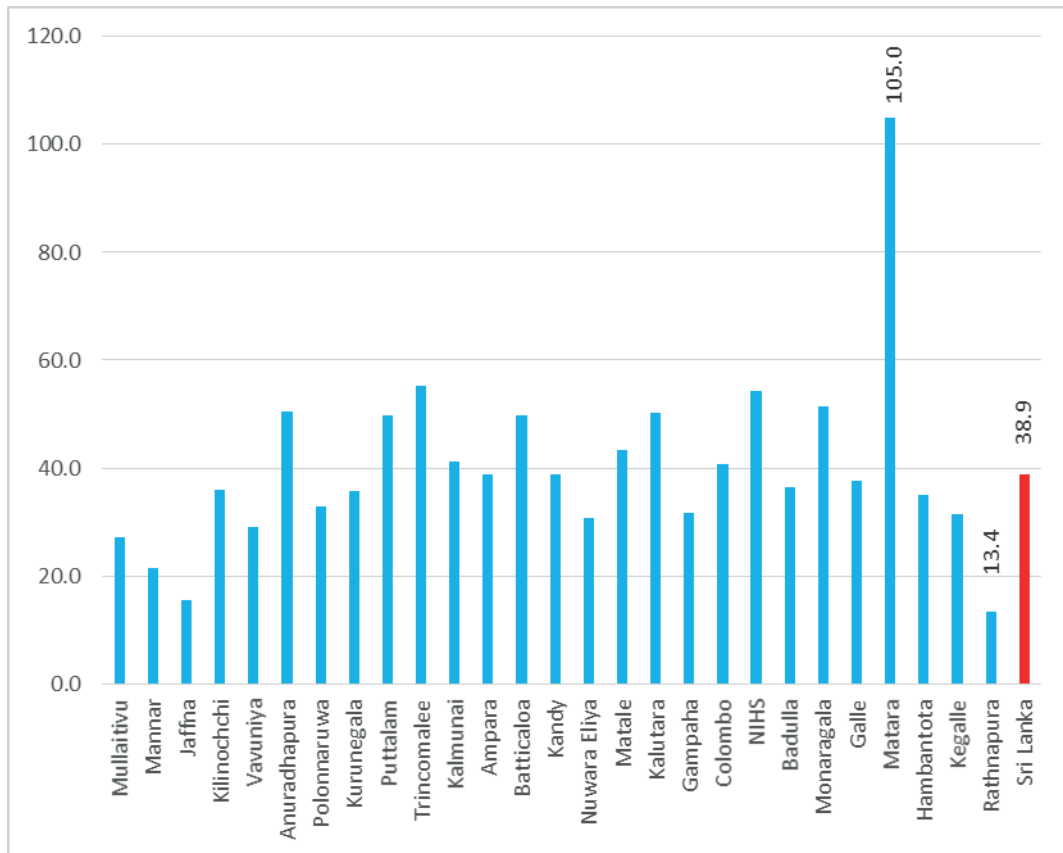
Fig. 3.23: Total number of adolescents managed in OPD dental clinics during 2019 : district variation



NIHS- National Institute of Health Sciences- Kalutara

Total number of adolescents managed in OPD dental clinics in Sri Lanka during the year 2019 was 324,072. The highest number of adolescents (28,974) was managed in Matara district and the lowest number of adolescents (1,304) was managed in Mullaitivu district.

Fig. 3.24: Number of adolescents managed per month per OPD dental clinic during the year 2019: district variation



NIHS- National Institute of Health Sciences- Kalutara

The highest average number of adolescents (105) managed per month per clinic was managed in the district of Matara, while the lowest average number of adolescents managed was from Rathnapura district which was 13.4.

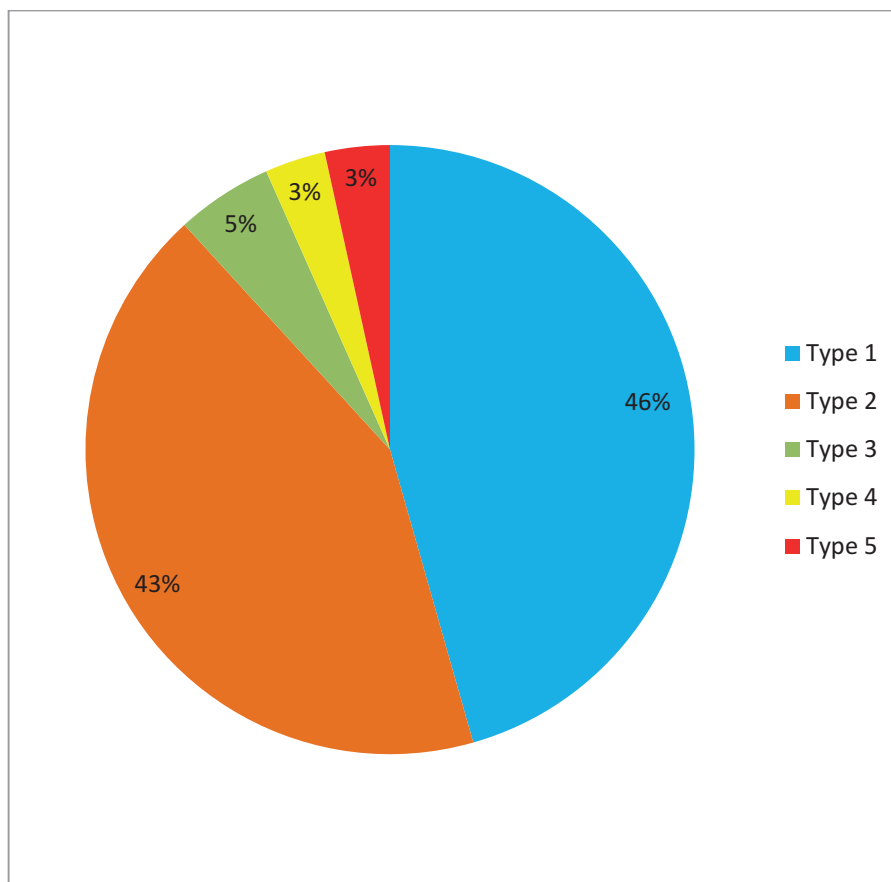
3.4 Statistics related to dental treatments carried out by OPD dental surgeons during the year 2019 under the Ministry of Health, Sri Lanka according to type of OPD dental clinics

Types of OPD dental clinics

- Type 1 – OPD dental clinics in National Hospitals in Sri Lanka, Teaching Hospitals, Provincial General Hospitals, District General Hospitals and Base Hospitals
- Type 2 – OPD dental clinics in Divisional Hospitals and Primary Medical Care Units
- Type 3 – Adolescent Dental Clinics
- Type 4 – Community Dental Clinics and Dental Clinics under Medical Officer of Health (MOH)
- Type 5 – Mobile Dental Clinics

Figure 3.25 explains the total number of patients treated at OPD dental clinics under the Ministry of Health, Sri Lanka in the year 2019 according to the type of OPD dental clinic.

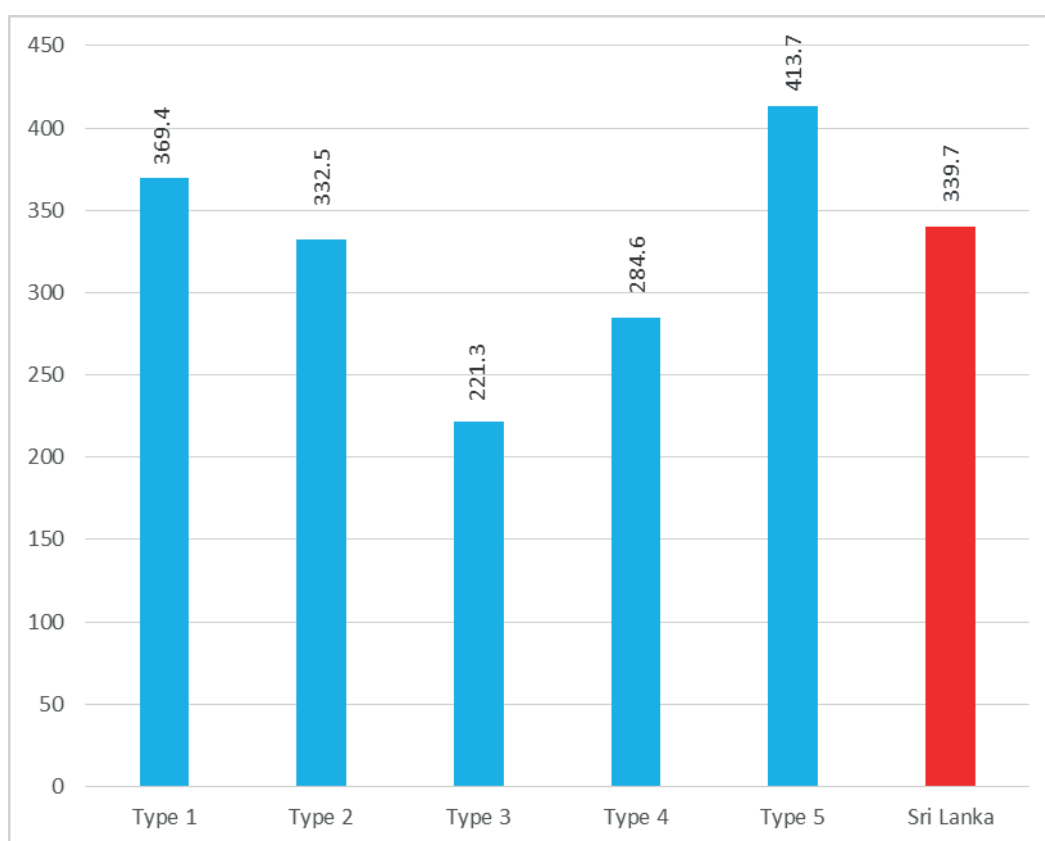
Fig. 3.25: Distribution of the total number of patients treated at OPD dental clinics in the year 2019 according to the type of OPD dental clinic.



Total number of patients treated at OPD dental clinics in the year 2019 was 4,035,428. From the total patients treated, 46% of patients were treated at type 1 OPD dental clinics while only 3% of patients were treated at type 4 and 5 dental clinics.

Figure 3.26 explains the monthly average number of patients treated by a single OPD dental surgeon working under the Ministry of Health, Sri Lanka in the year 2019 according to the type of OPD dental clinic.

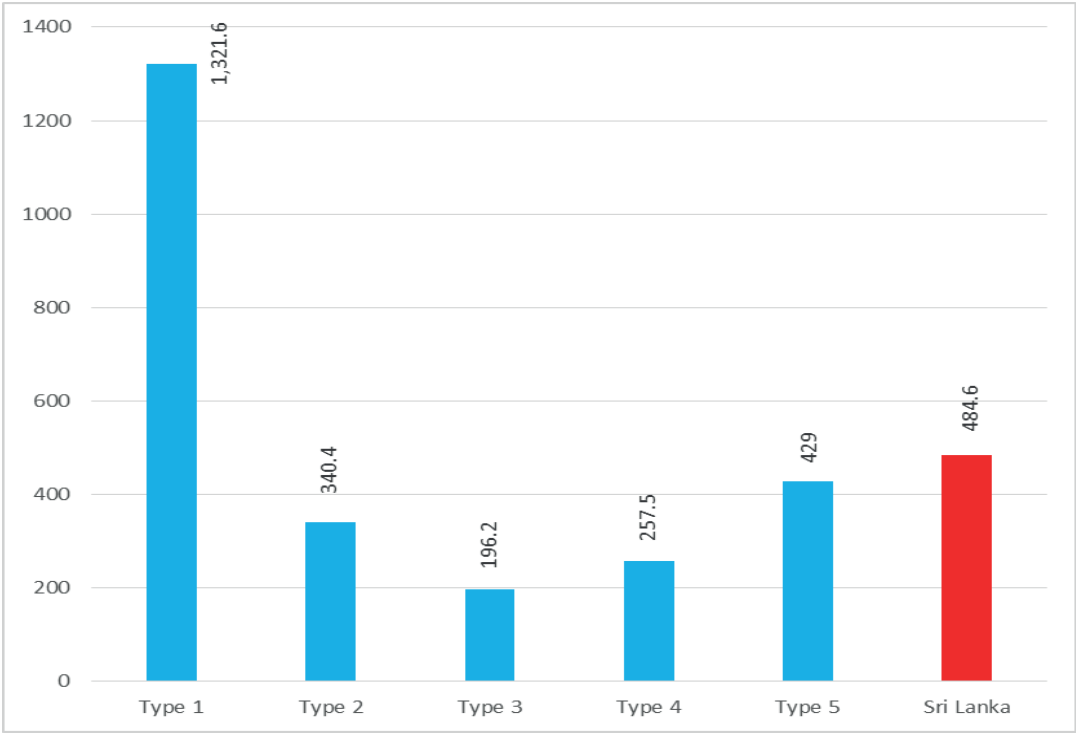
Fig. 3.26: Monthly average number of patients treated by a single OPD dental surgeon in 2019 according to the type of OPD dental clinic



Considering all the OPD dental clinics under the Ministry of Health, Sri Lanka, on average, 339.7 patients were treated by a single OPD dental surgeon during a month in 2019. A dental surgeon attached to type 1 OPD dental clinic treated 369.4 patients per month. A dental surgeon attached to Adolescent Dental Clinic treated least number of patients (221.3) a month during 2019. Although the number of patients treated by a single OPD dental surgeon working in mobile dental clinic per month was 413.7, it included those patients who were screened. Dental surgeons working in Community Dental Clinics and Dental Clinics under MOH were supposed to screen patients. But monthly average number of patient treated by a single dental surgeon working in these clinics was 284.6.

Figure 3.27 explains the monthly average number of patients treated in a single OPD dental clinic under the Ministry of Health, Sri Lanka in the year 2019 according to the type of OPD dental clinic.

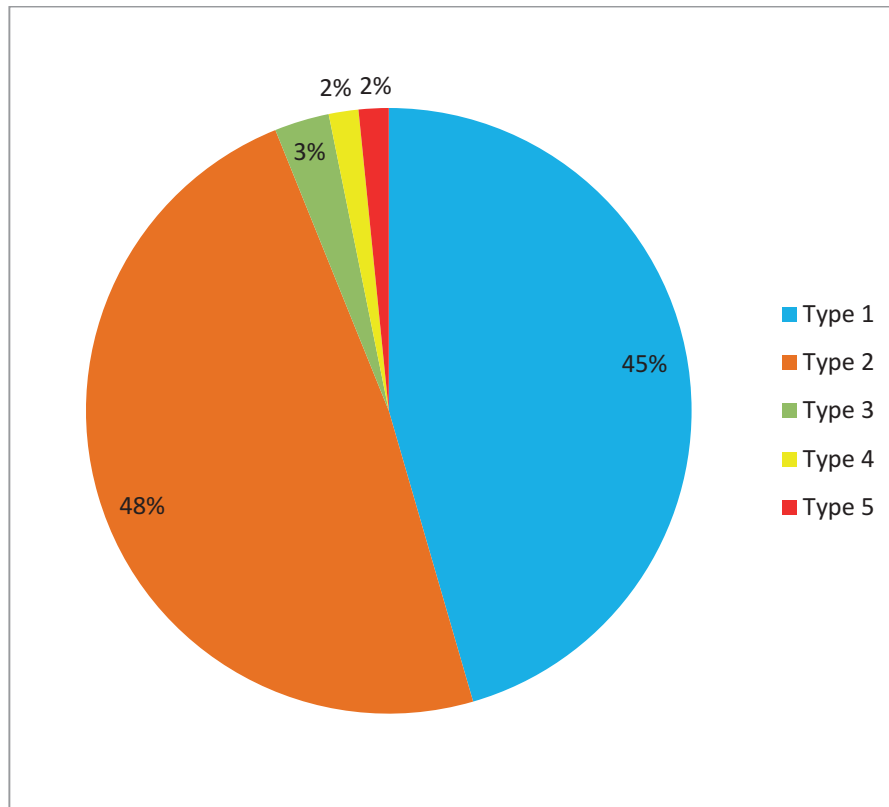
Fig. 3.27: Monthly average number of patients treated in a single OPD dental clinic in the year 2019 according to the type of OPD dental clinic



Out of all the OPD dental clinics under the Ministry of Health, Sri Lanka, on average 484.6 patients were treated in one OPD dental clinic per month in the year 2019. Monthly average number of patients treated in one OPD dental clinic was highest in type 1 OPD dental clinics which were 1,321.6 and least monthly average number of patients (196.2) was treated in Adolescent Dental Clinics.

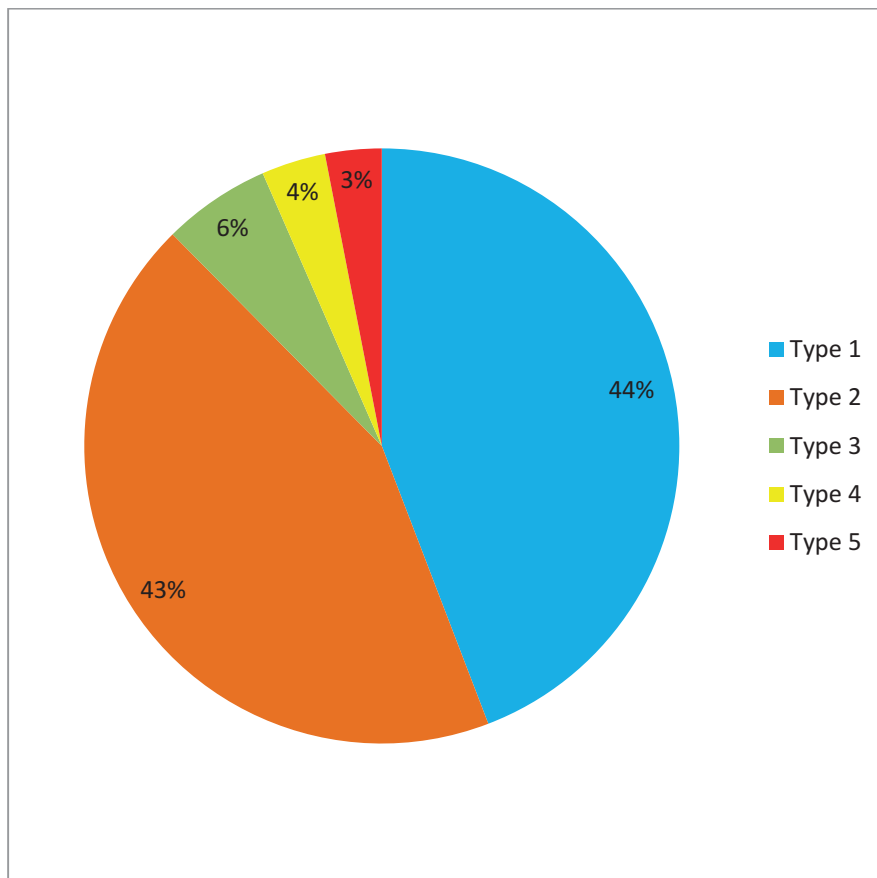
Figures 3.28, 3.29, 3.30, 3.31, 3.32, 3.33, 3.34, 3.35 and 3.36 explain the percentages of selected types of treatments carried out at the OPD dental clinics under the Ministry of Health, Sri Lanka in the year 2019 according to the type of OPD dental clinic.

Fig. 3.28: Distribution of the percentage of Extractions carried out at the OPD dental clinics in the year 2019 according to the type of OPD dental clinic.



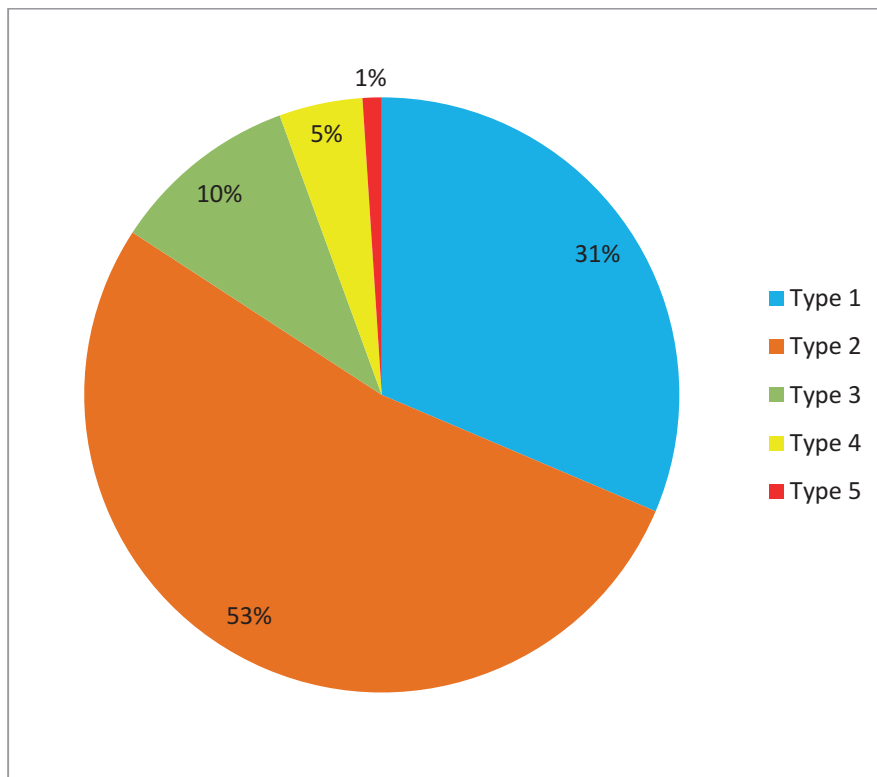
Total number of Extractions carried out in the year 2019 at OPD dental clinics was 1,076,409. From the total 48% of extractions were conducted at the type 2 OPD dental clinics.

Fig. 3.29: Distribution of the percentage of Temporary fillings carried out at the OPD dental clinics in the year 2019 according to the type of OPD dental clinic.



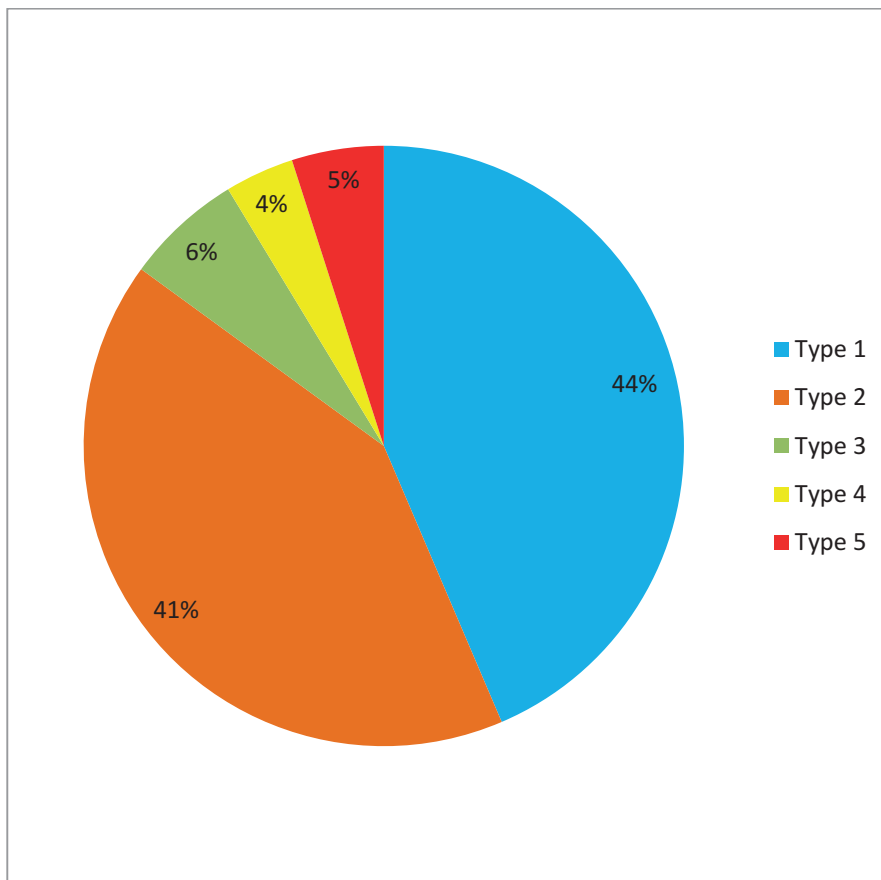
Total number of Temporary fillings carried out in the year 2019 at OPD dental clinics was 612,838. From the total 44% of temporary fillings were carried out at the type 1 OPD dental clinics.

Fig. 3.30: Distribution of the percentage of Amalgam fillings carried out at the OPD dental clinics in the year 2019 according to the type of OPD dental clinic.



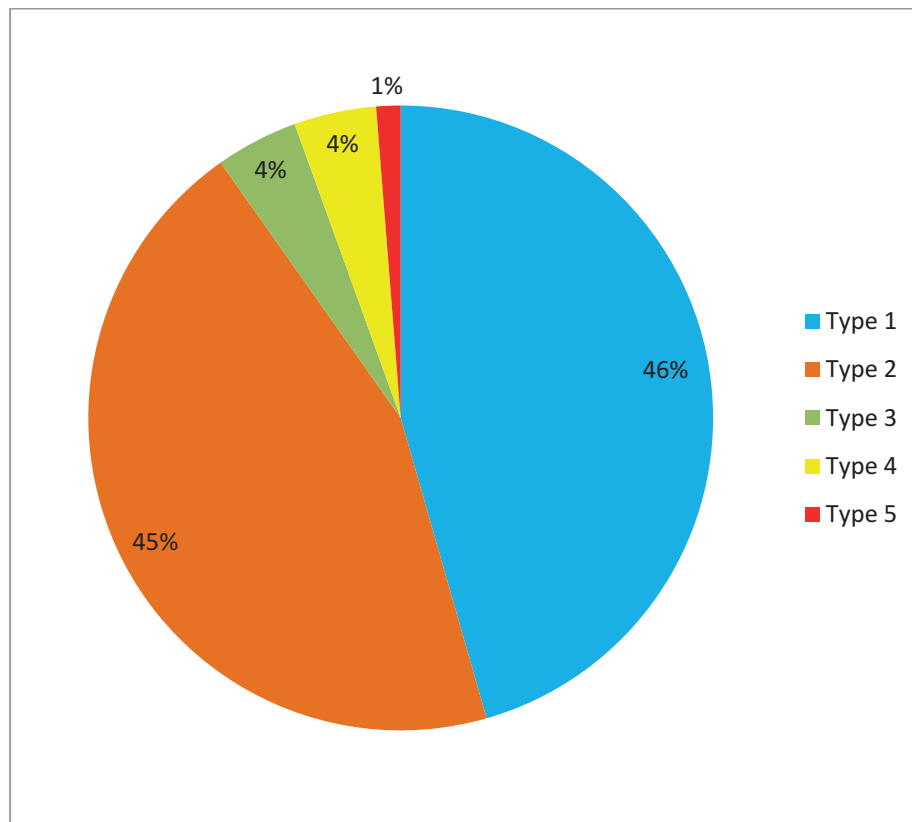
Total number of Amalgam fillings carried out in the year 2019 at OPD dental clinics was 52,952. From the total 53% of Amalgam fillings were carried out at the type 2 OPD dental clinics.

Fig. 3.31: Distribution of the percentage of GIC fillings carried out at the OPD dental clinics in the year 2019 according to the type of OPD dental clinic.



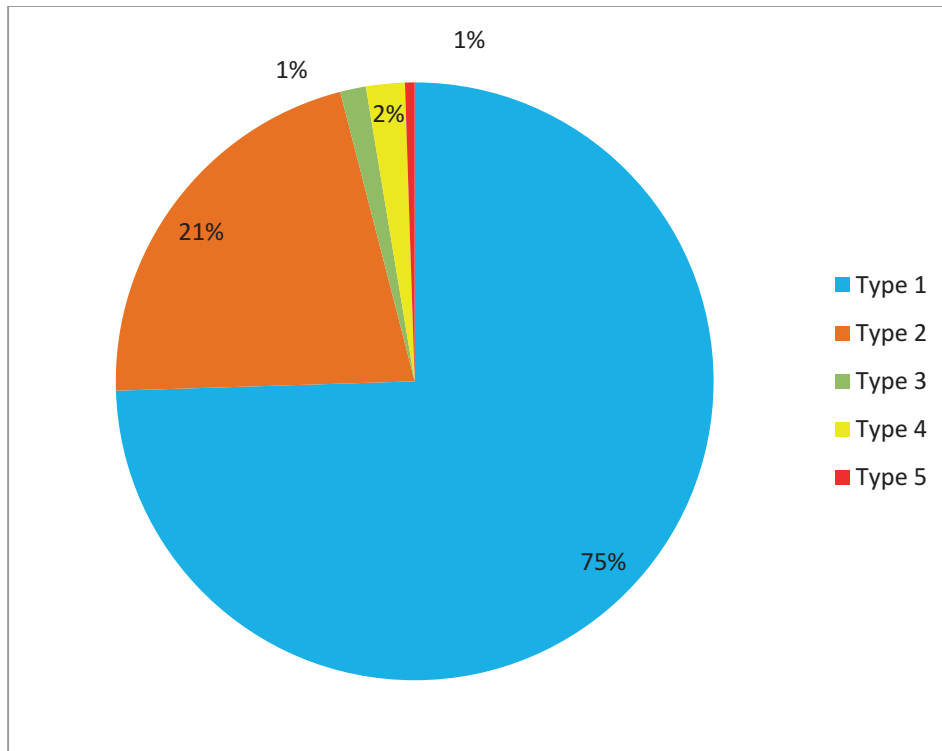
Total number of GIC fillings carried out in the year 2019 at OPD dental clinics was 851,380. From the total 44% of GIC fillings were carried out at the type 1 OPD dental clinics.

Fig. 3.32: Distribution of the percentage of Composite fillings carried out at the OPD dental clinics in the year 2019 according to the type of OPD dental clinic.



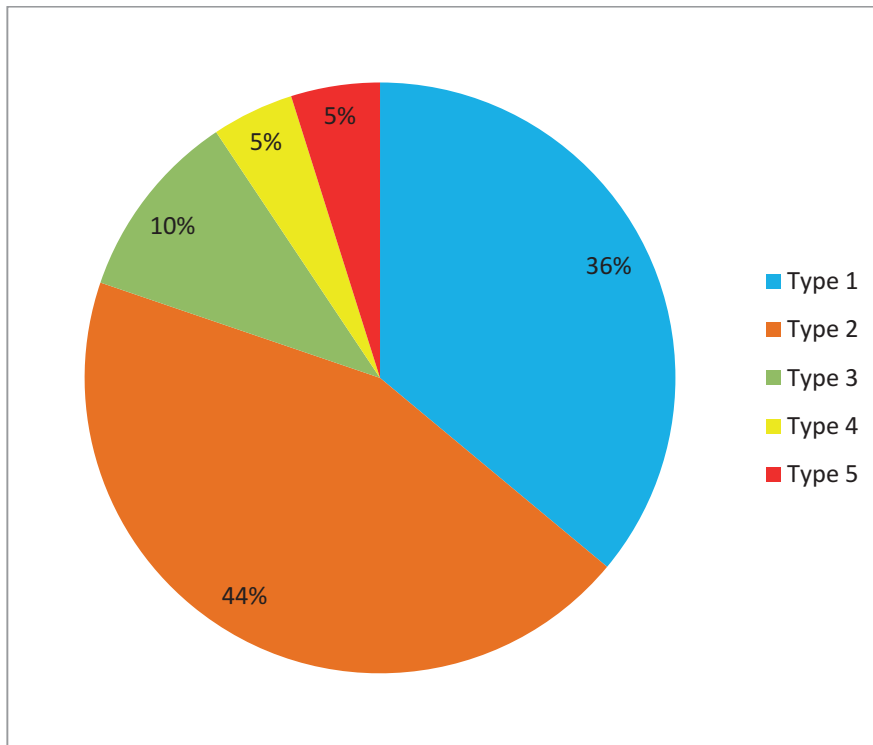
Total number of Composite fillings carried out in the year 2019 at OPD dental clinics was 187,312. From the total 46% of Composite fillings were carried out at the type 1 OPD dental clinics.

Fig. 3.33: Distribution of the percentage of completed Root Canal Treatments (RCTs) carried out at the OPD dental clinics in the year 2019 according to the type of OPD dental clinic.



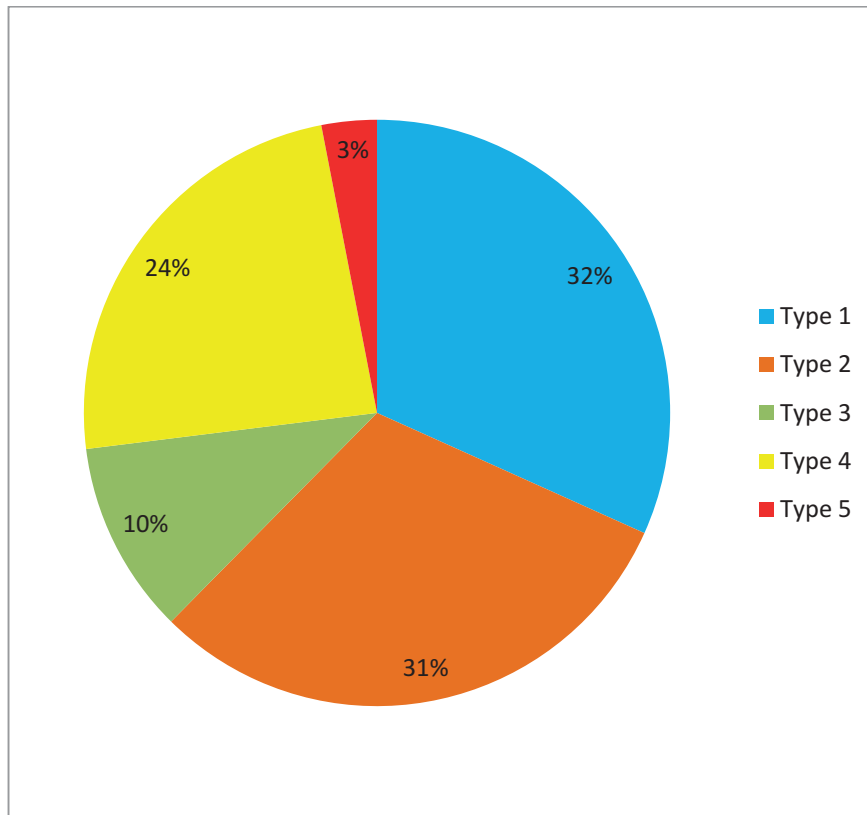
Total number of completed RCTs carried out in the year 2019 at OPD dental clinics was 65,323. From the total 75% of completed RCTs were carried out at the type 1 OPD dental clinics.

Fig. 3.34: Distribution of the percentage of Scalings carried out at the OPD dental clinics in the year 2019 according to the type of OPD dental clinic.



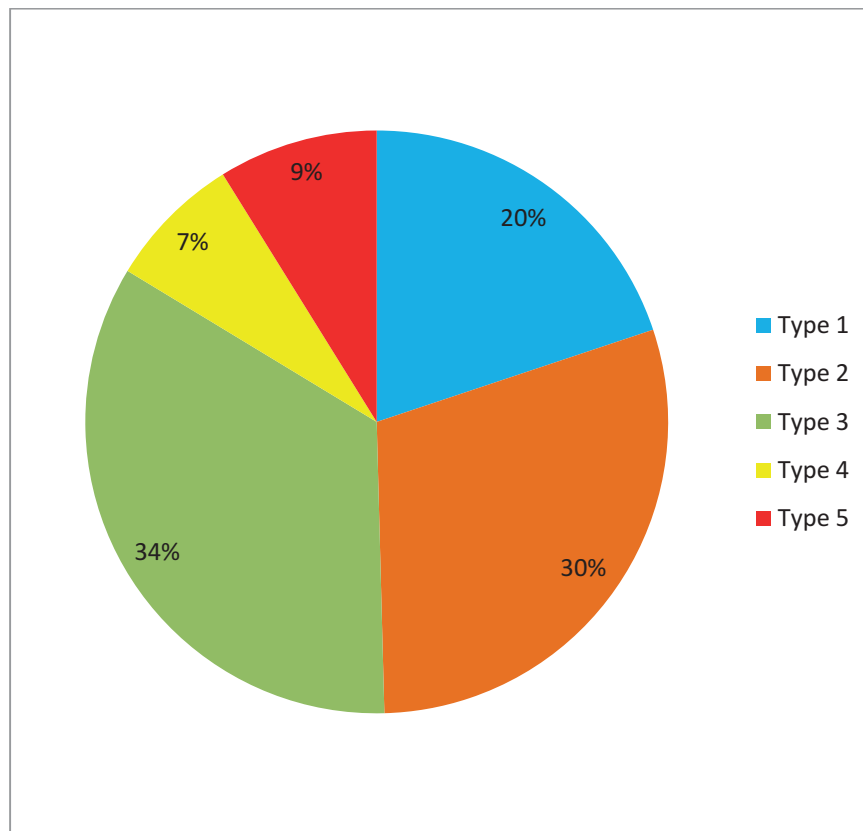
Total number of Scalings carried out in the year 2019 at OPD dental clinics was 257,922. From the total 44% of Scalings were carried out at the type 2 OPD dental clinics.

Fig. 3.35: Distribution of the percentage of Fluoride applications carried out at the OPD dental clinics in the year 2019 according to the type of OPD dental clinic.



Total number of Fluoride applications carried out in the year 2019 at OPD dental clinics was 16,739. From the total 32% of Fluoride applications were carried out at the type 1 OPD dental clinics. About 24% of Fluoride applications were done in type 4 OPD dental clinics (Community Dental Clinics and Dental Clinics under Medical Officer of Health) where pregnant mothers and children less than 3 years should be commonly treated.

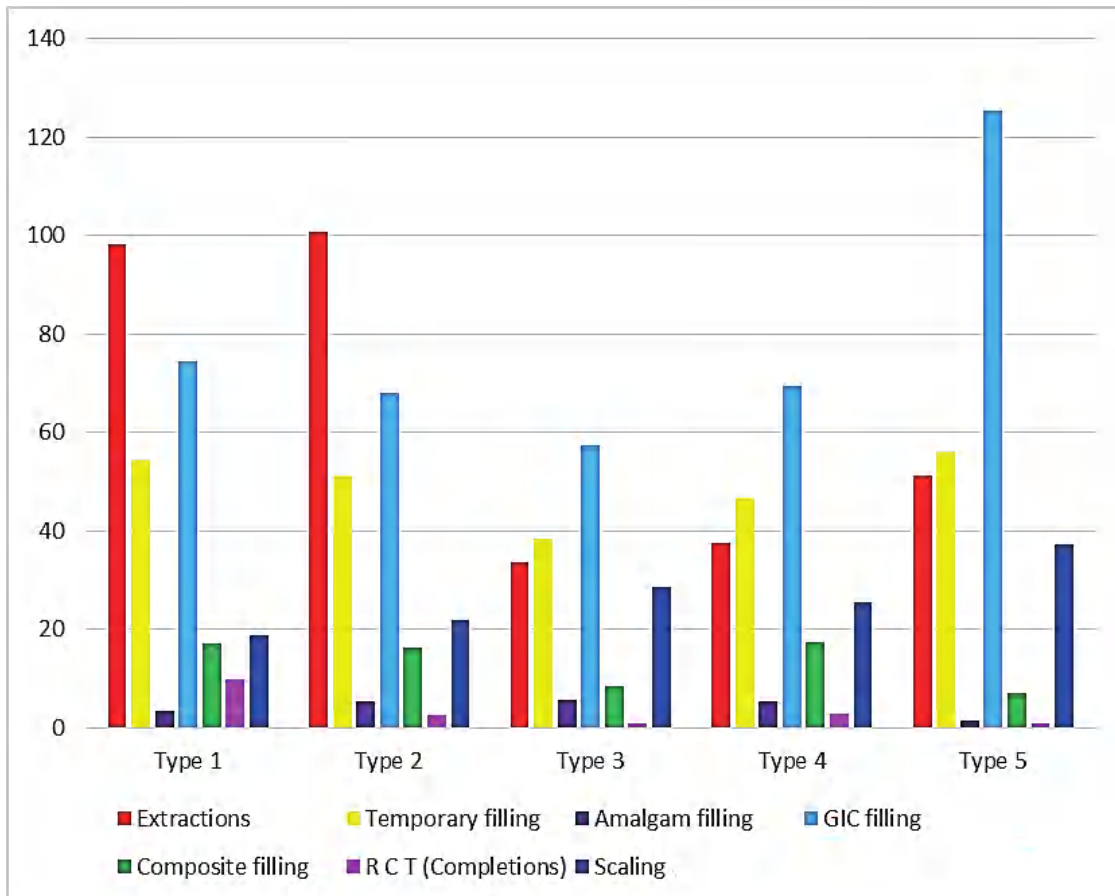
Fig. 3.36: Distribution of the percentage of Fissure Sealant applications carried out at the OPD dental clinics in the year 2019 according to the type of OPD dental clinic.



Total number of Fissure Sealant applications carried out in the year 2019 at OPD dental clinics was 14,147. From the total 34% of Fissure Sealant applications were carried out at the type 3 OPD dental clinics (Adolescent Dental Clinics) where school children should be commonly treated.

Figure 3.37 and table 3.6 explain the monthly average number of selected treatments carried out by a single OPD dental surgeon working under the Ministry of Health, Sri Lanka in 2019 according to the type of OPD dental clinic.

Fig. 3.37: Number of selected treatments carried out per month per OPD dental surgeon in the year 2019 according to the type of OPD dental clinic



TF- Temporary filling

GIC- Glass Ionomer Cement filling

RCT- Root Canal Treatment

Extractions were the most common type of treatment carried out in type 1 and type 2 OPD dental clinics followed by the GIC fillings while GIC fillings were the most common type of treatment carried out in the type 3,4 and 5 OPD dental clinics followed by Temporary fillings.

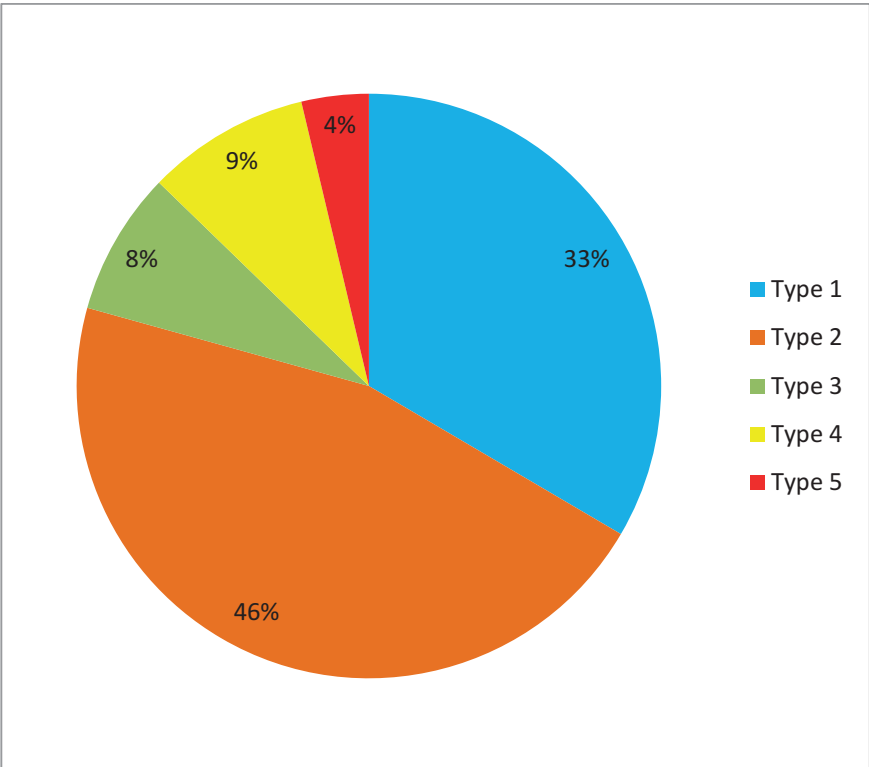
Table 3.6: Number of selected treatments carried out per month per OPD dental surgeon in 2019 according to the type of OPD dental clinic

Type of OPD dental clinic	Type 1	Type 2	Type 3	Type 4	Type 5	Sri Lanka
Extractions	98.4	100.7	33.7	37.5	51.2	90.6
Temporary fillings	54.4	51.4	38.3	46.9	55.9	51.6
Amalgam fillings	3.3	5.4	5.8	5.3	1.6	4.5
GIC fillings	74.5	68.2	57.3	69.6	125.5	71.7
Composite fillings	17.1	16.2	8.5	17.5	7	15.8
RCT (Completions)	9.8	2.7	1	3	1	5.5
Scalings	18.7	22	28.7	25.4	37.3	21.7

The highest monthly average number of extractions (100.7) was performed by an OPD dental surgeon working in type 2 OPD dental clinics. The least monthly average number of extractions (33.7) was performed by an OPD dental surgeon working in ADCs. The highest monthly average numbers of GIC and Temporary fillings were performed by an OPD dental surgeon attached to mobile dental clinics. Highest monthly average number of completed Root Canal Treatments (RCTs) was done by an OPD dental surgeon attached to type 1 OPD dental clinics which was 9.8. The monthly average number of Scalings performed by a single OPD dental surgeon was highest in mobile dental clinics (37.3).

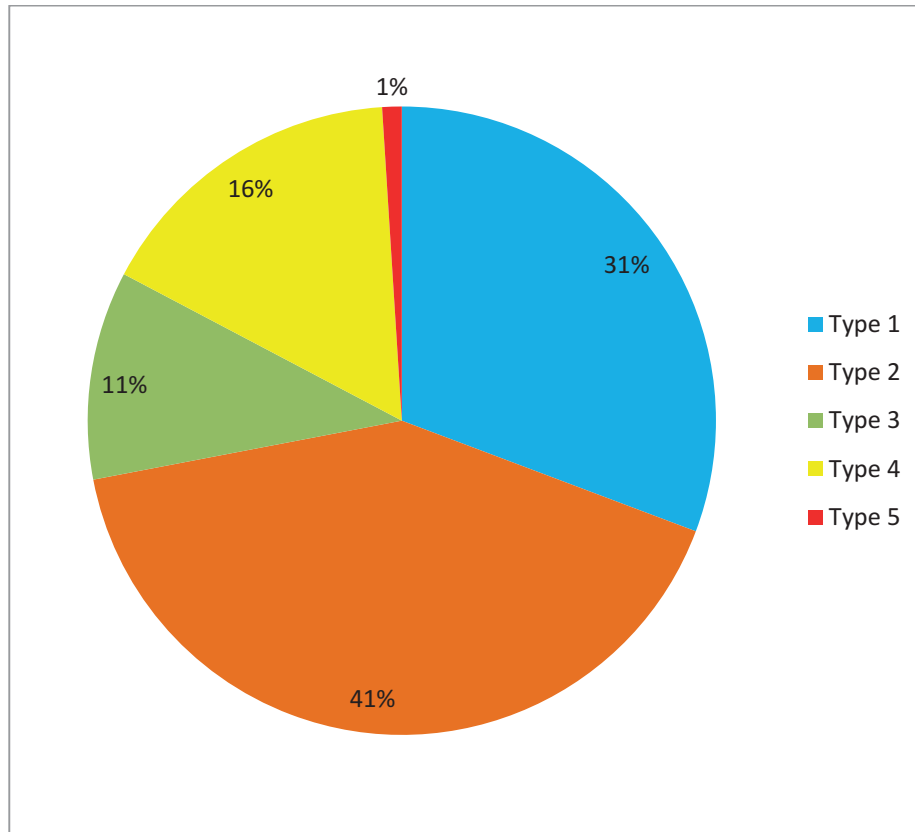
Figures 3.38, 3.39 and 3.40 explain the percentages of special groups of patients managed at the OPD dental clinics under the Ministry of Health, Sri Lanka in the year 2019 according to the type of OPD dental clinic.

Fig. 3.38: Distribution of the percentage of pregnant mothers managed at the OPD dental clinics in the year 2019 according to the type of OPD dental clinic.



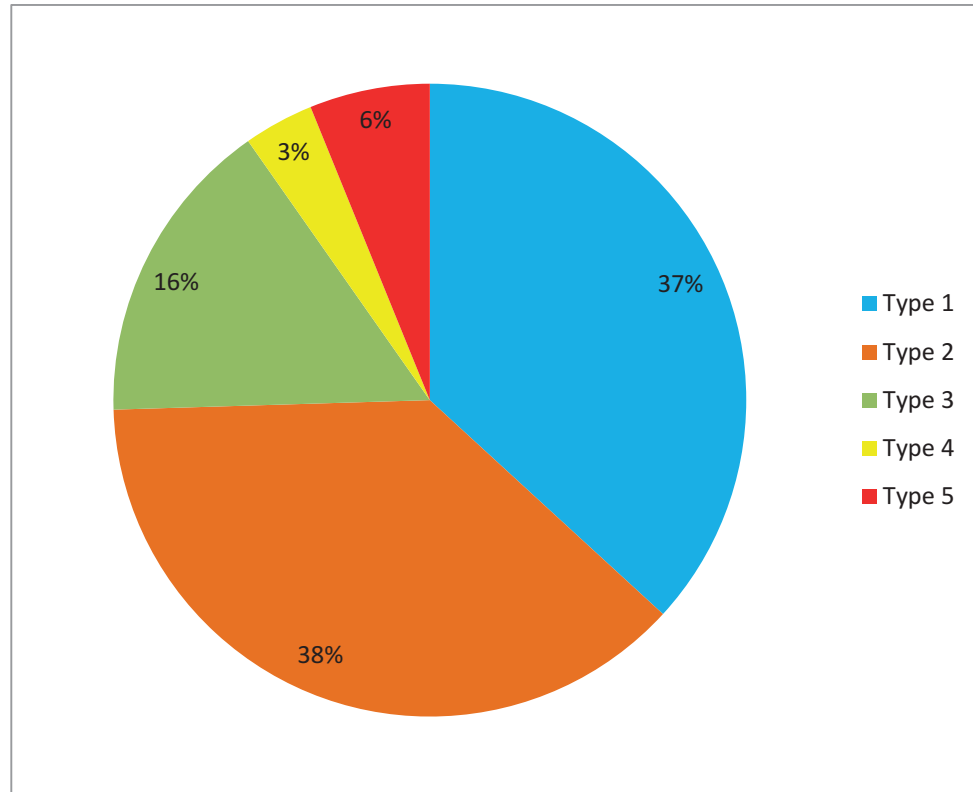
Total number of pregnant mothers managed in the year 2019 at OPD dental clinics was 283,322. From the total 46% of pregnant mothers were managed at the type 2 OPD dental clinics. Only 9% of the pregnant mothers were managed at type 4 OPD dental clinics where pregnant mothers should be commonly treated.

Fig. 3.39: Distribution of the percentage of Children less than 3 years managed at the OPD dental clinics in the year 2019 according to the type of OPD dental clinic.



Total number of children less than 3 years managed in the year 2019 at OPD dental clinics was 66,988. From the total 41% of children less than 3 years were managed at the type 2 OPD dental clinics.

Fig. 3.40: Distribution of the percentage of adolescents 13-19 years managed at the OPD dental clinics in the year 2019 according to the type of OPD dental clinic



Total number of adolescents 13-19 years managed in the year 2019 at OPD dental clinics was 324,072. From the total 38% of adolescents 13-19 years were managed at the type 2 OPD dental clinics. Only 16% of adolescents 13-19 years were managed at type 3 OPD dental clinics where school children should be commonly treated.

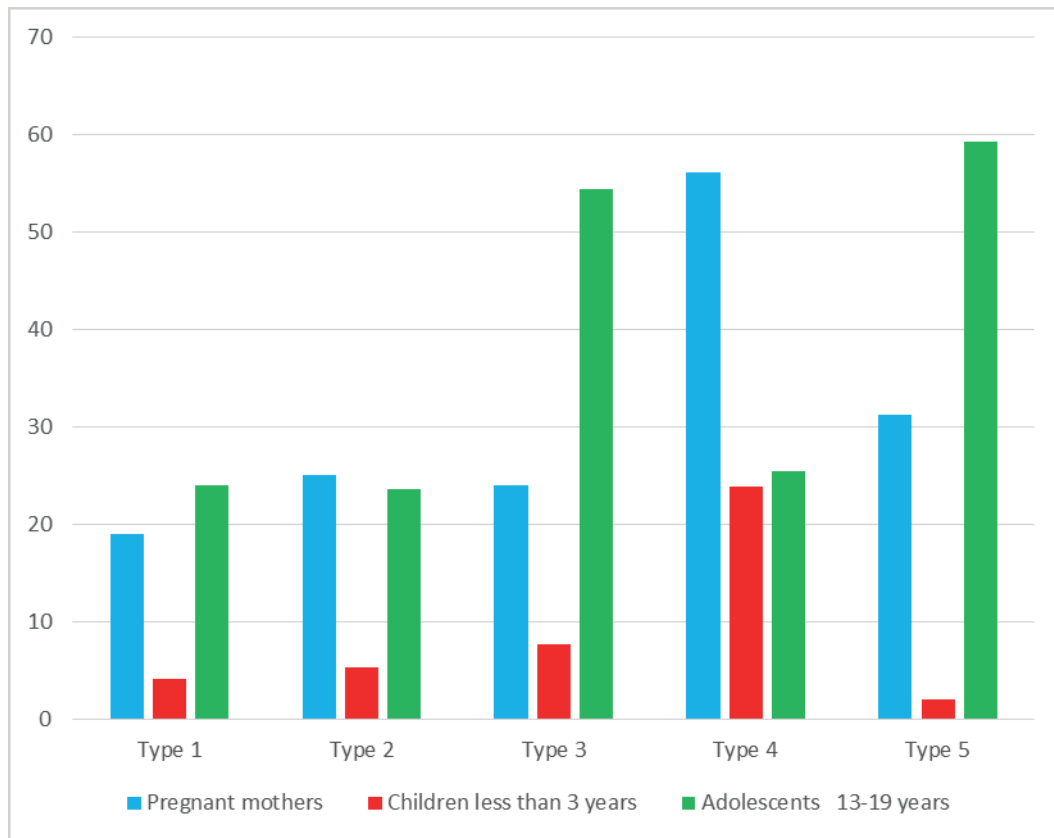
Table 3.7 and figure 3.41 explain the monthly average number of special groups of patients managed in OPD dental clinics under the Ministry of Health, Sri Lanka in the year 2019 according to the type of OPD dental clinic.

Table 3.7: Number of special groups of patients managed per month per OPD dental surgeon in the year 2019 according to the type of OPD dental clinic

Type of OPD dental clinic	Type 1	Type 2	Type 3	Type 4	Type 5	Sri Lanka
Pregnant mothers	19	25.1	24	56.1	31.3	23.8
Children less than 3 years	4.1	5.3	7.7	23.9	2	5.6
Adolescents (13-19 year olds)	24	23.6	54.5	25.5	59.3	27.3

The highest monthly average number of pregnant mothers (56.1) was managed in type 4 OPD dental clinics (Community Dental Clinics and Dental Clinics under MOH). Overall, monthly average number of children less than 3 years managed at an OPD dental clinic was very low with the highest (23.8) being in type 4 OPD dental clinics. The monthly average number of adolescents managed at OPD dental clinic was highest (59.3) in mobile dental clinics which was higher than those attended to Adolescent Dental Clinics (54.5).

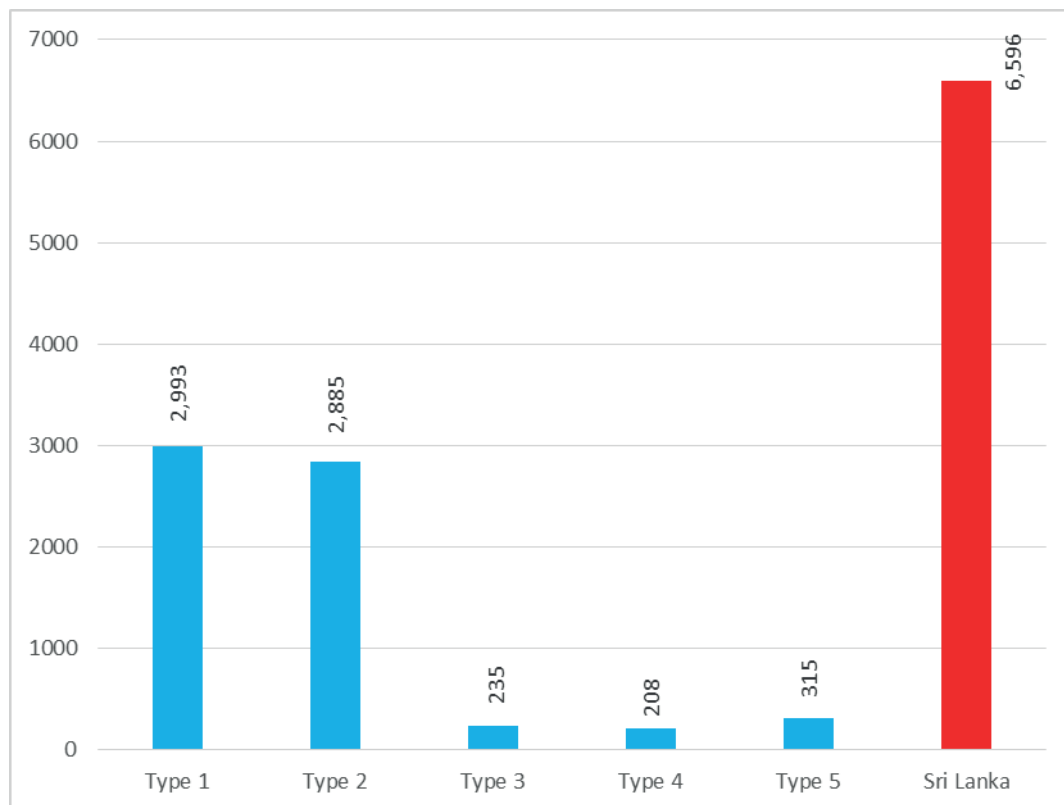
Fig.3.41: Monthly average number of special groups of patients managed per OPD dental surgeon in the year 2019 according to the type of OPD dental clinic



When considering the all 5 types of OPD dental clinics, managing of both pregnant mothers and children less than 3 years were common in type 4 OPD dental clinics while managing adolescents 13 to 19 years were common in type 5 and type 3 OPD dental clinics.

Figure 3.42 explains the total number of Oral Potentially Malignant Disorder (OPMD) cases reported by OPD dental clinics under the Ministry of Health, Sri Lanka in year 2019 according to the type of OPD dental clinic.

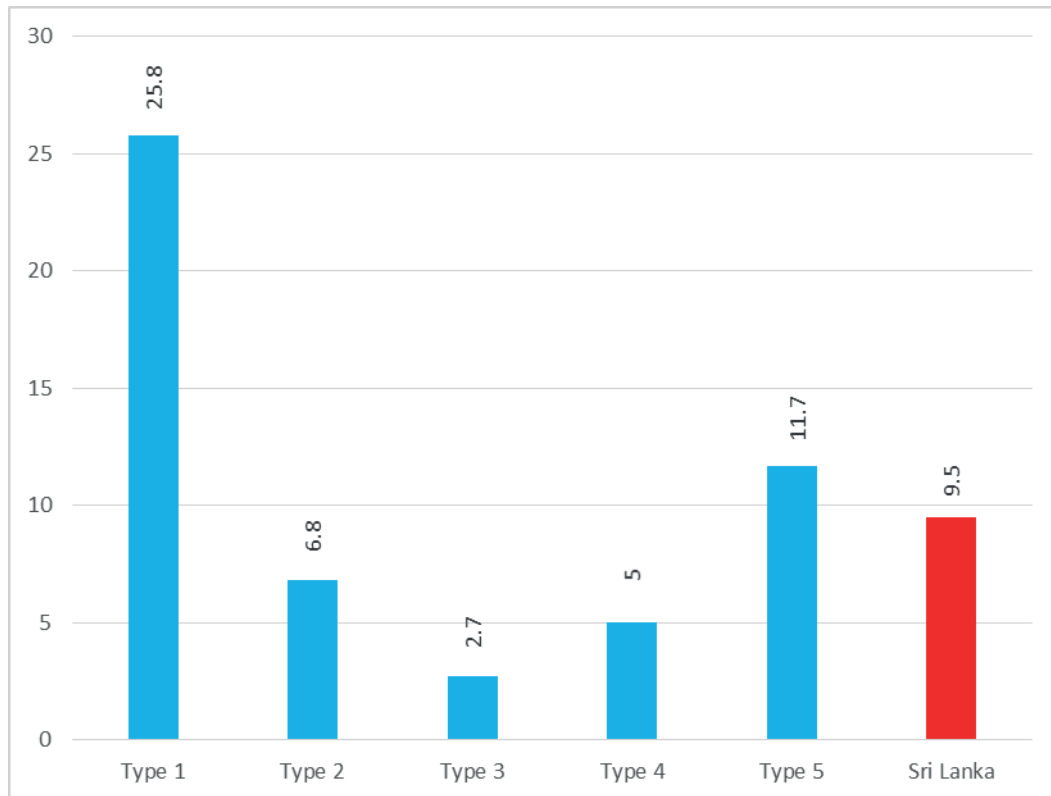
Fig. 3.42: Total number of OPMD cases reported by OPD dental clinics in year 2019 according to the type of OPD dental clinic



Out of 6,596 OPMD cases reported by OPD dental clinics in 2019 in Sri Lanka, the highest number (2,993 OPMD cases) was reported in type 1 OPD dental clinics, while it was very low in type 3, 4 and 5 OPD dental clinics.

Figure 3.43 explains the average number of OPMD cases reported in a single OPD dental clinic under the Ministry of Health, Sri Lanka in the whole year 2019 according to the type of OPD dental clinic.

Fig. 3.43: Average number of OPMD cases reported in a single OPD dental clinic in the whole year 2019 according to the type of OPD dental clinic

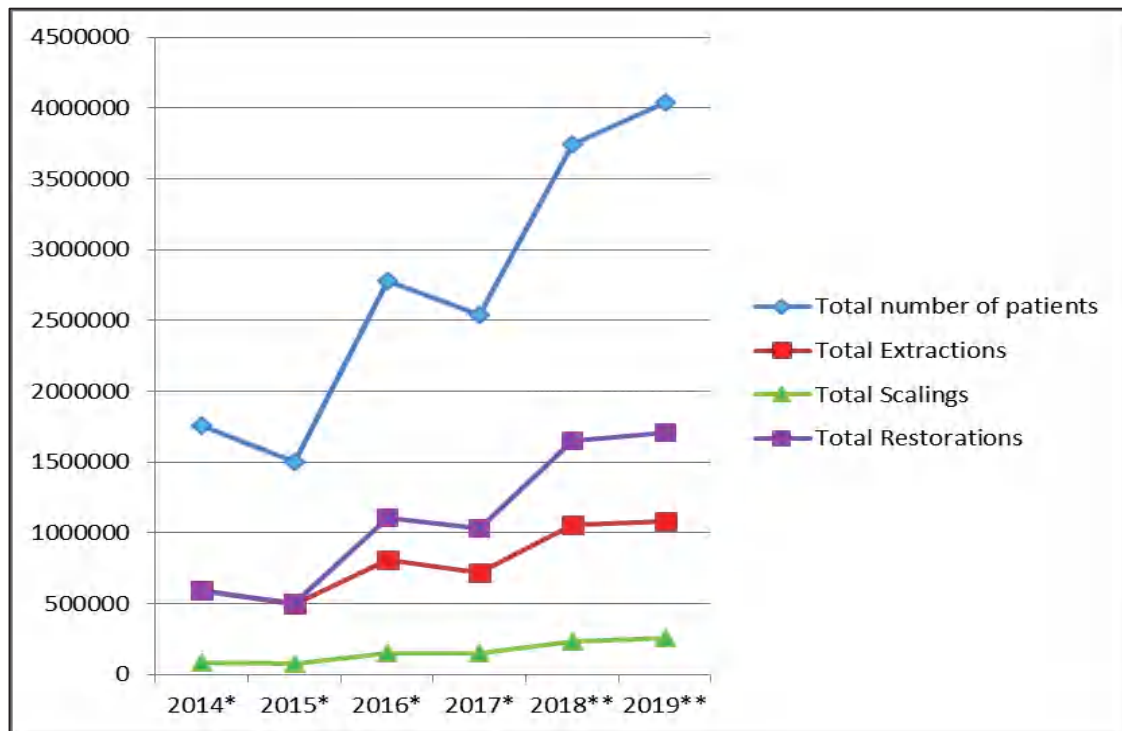


Out of all the OPD dental clinics under the Ministry of Health, Sri Lanka, average number of OPMD cases identified in one OPD dental clinic throughout the whole year 2019 was 9.5. On average 25.8 OPMD cases were identified in one type 1 OPD dental clinic followed by 11.7 OPMD cases identified in a Mobile Dental Clinic during 2019.

3.5 Trend analysis of dental treatments carried out by OPD dental surgeons working under the Ministry of Health, Sri Lanka

Figures 3.44 and 3.45 explain the statistics related to dental treatments carried out by OPD dental surgeons under the Ministry of Health, Sri Lanka from 2014 to 2019 according to the type of treatment and type of restoration.

Fig.3.44: Statistics related to dental treatments carried out by OPD dental surgeons from 2014 to 2019



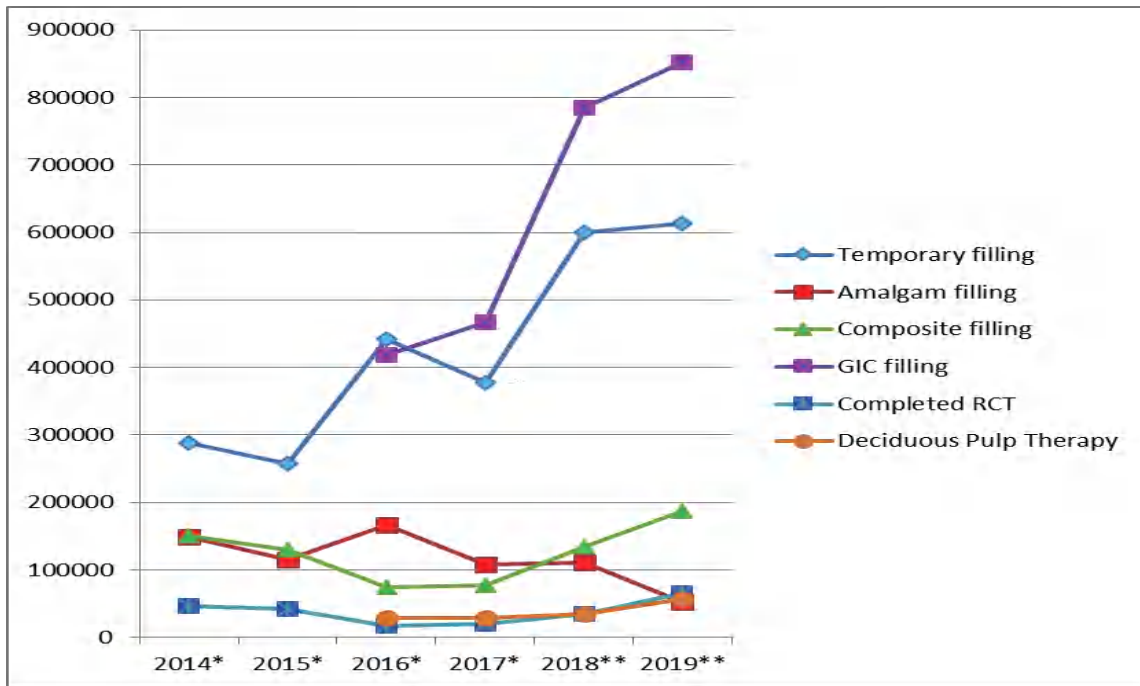
Restorations-This include Temporary filling, Amalgam fillings, Composite fillings and GIC (Glass Ionomer Cement) fillings

** Data from Annual Health Bulletin-2014, 2015, 2016, 2017*

*** Data from Regional Dental Surgeons in hospitals under provincial council and directly from dental surgeons in hospitals under the line ministry-2018, 2019*

A total of 4,035,428 patients attended OPD dental clinics during 2019. This figure has increased from 2,276,545 patients reported in 2014 (Annual Health Bulletin 2014). The number of total Extractions reported has increased from 597,095 in 2014 to 1,076,409 in 2019. The number of total Restorations reported has increased from 587,287 in 2014 to 1,704,482 in 2019. The number of total Scalings reported has increased from 85,090 in 2014 to 257,922 in 2019.

Fig. 3.45: Dental treatments carried out by OPD dental surgeons according to types of Restorations from 2014 to 2019



GIC- Glass Ionomer Cement, RCT- Root Canal Treatment

*Data from Annual Health Bulletin

**Data from Regional Dental Surgeons in hospitals under provincial council and directly from dental surgeons in hospitals under the line ministry

According to the available statistics, number of GIC fillings reported has drastically increased from 2016 to 2019. The number of Temporary fillings reported has been doubled from 2014 to 2019. Number of Composite and Amalgam fillings, Root Canal Treatment and Deciduous Pulp Therapy reported has not changed much from 2014 to 2018. When compared to 2018, the number of fillings reported in 2019 shows an increasing trend except Amalgam fillings.

(Annual Health Bulletin data from 2014 to 2017 were compiled only from monthly returns sent by dental surgeons to Medical Statistics Unit of Ministry of Health. Therefore it was a passive surveillance. But in 2018 and 2019 data were collected through active surveillance. The Regional Dental Surgeons were requested to collect monthly returns from the dental surgeons of their districts and RDSs were asked to send compiled data were to Research and Surveillance unit, IOH Maharagama. Monthly returns of the dental surgeons under the line ministry hospitals were directly collected and compiled by Research and Surveillance unit, IOH Maharagama)

3.6 Specialized Oral Healthcare Services

The duties and the functions of the Specialized Oral Healthcare Units under the Ministry of Health, Sri Lanka have been described comprehensively in “Oral Health Report 2018”. The 2018 report did not include statistics related to Specialized Oral Healthcare Services. Since there was no uniform oral health surveillance system for Specialized Oral Healthcare Units, data included in the “Oral Health Report 2019” were collected using a separate format sent by the Research and Surveillance Unit, Maharagama.

Oral health surveillance system for Specialized Oral Healthcare Units will be modified and this modified system is in the stage of pilot testing in the National Dental Hospital, Sri Lanka (Teaching) and Institute of Oral Health Maharagama. With the results of the pilot project, Research and Surveillance Unit is planning to implement the “Oral Health Surveillance System- Specialized Oral Healthcare Units” to whole country.

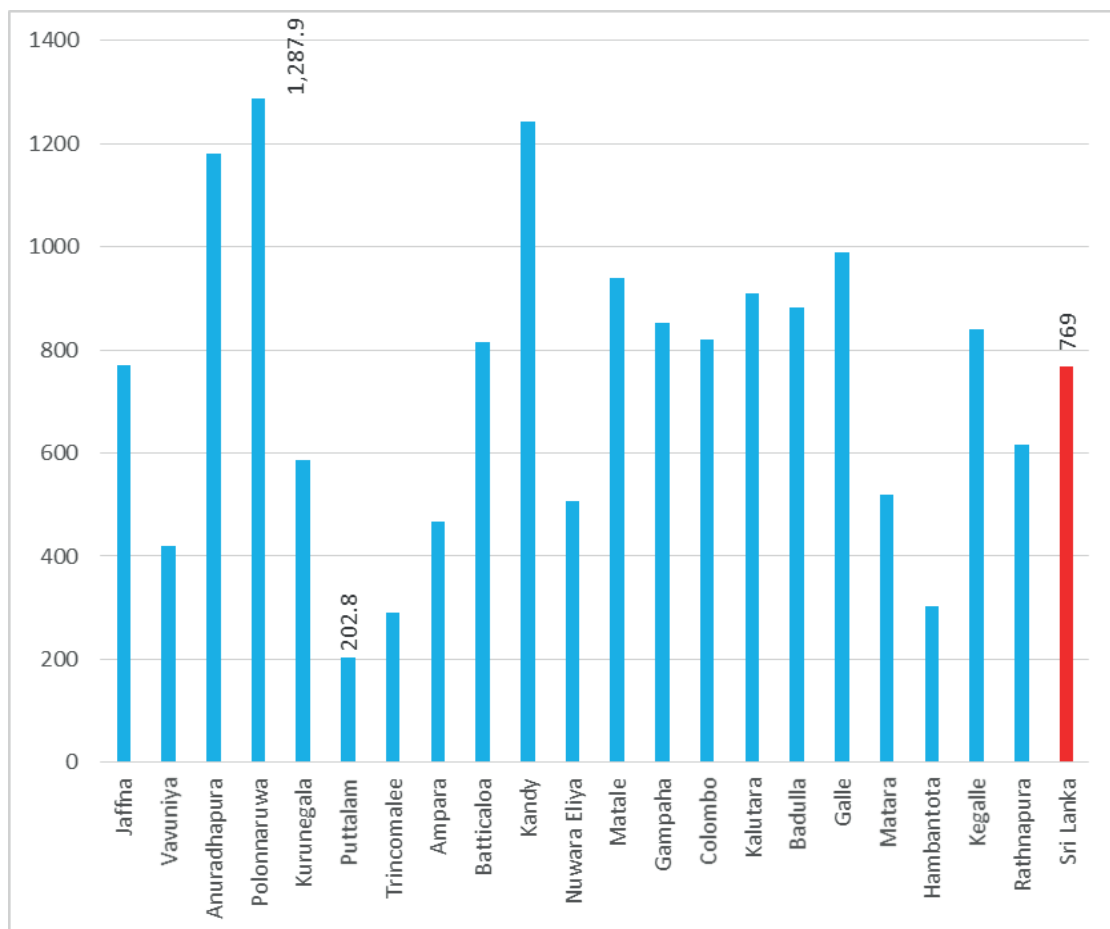
Types of specialized oral healthcare services

- Oral and Maxillofacial Surgery
- Restorative Dentistry
- Orthodontics
- Community Dentistry
- Oral Pathology

3.6.1 Oral and Maxillofacial Surgery

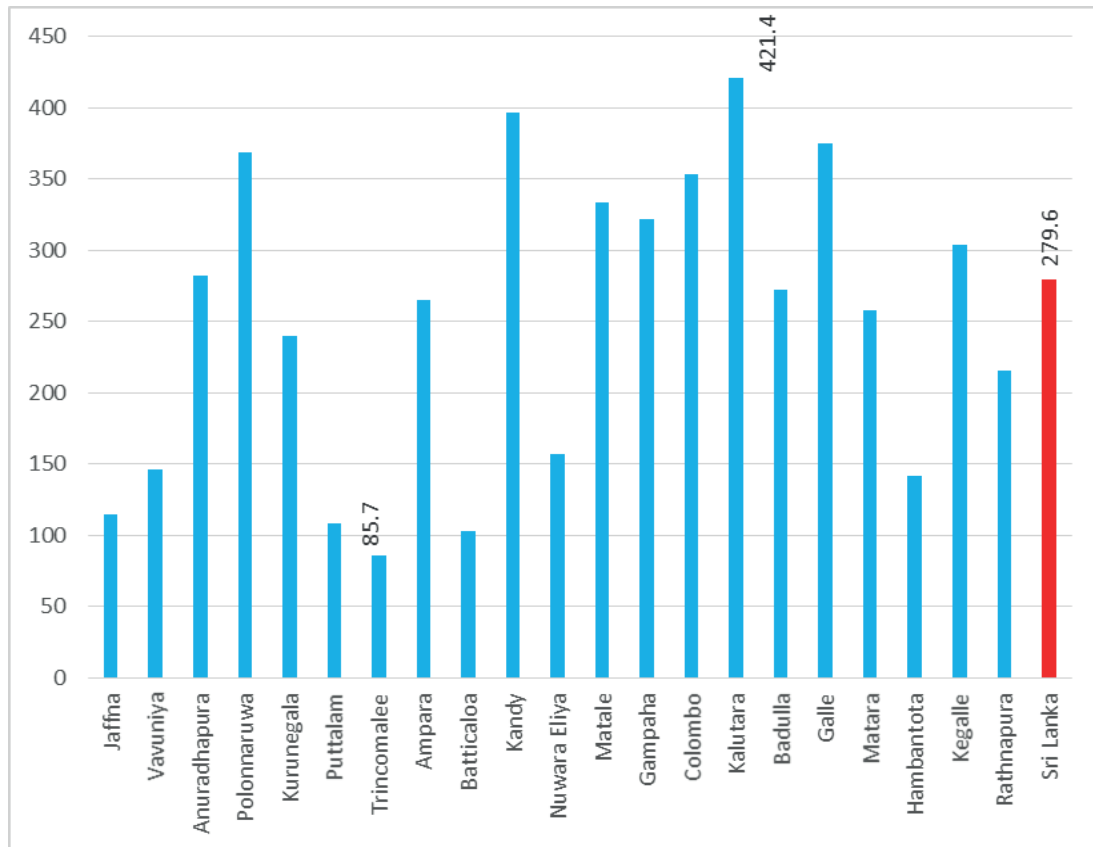
Total number of patients and number of first visit patients treated in a month in one OMFS clinic for each district during 2019 are explained in figures 3.46 and 3.47.

Fig. 3.46: Total number of patients treated per month per OMFS clinic in 2019: district variation



Out of all the OMFS clinics in Sri Lanka, monthly average number of patients treated in one OMFS clinic was 769 and it varied from 202.8 patients in Puttalam district to 1,287.9 patients in Polonnaruwa district.

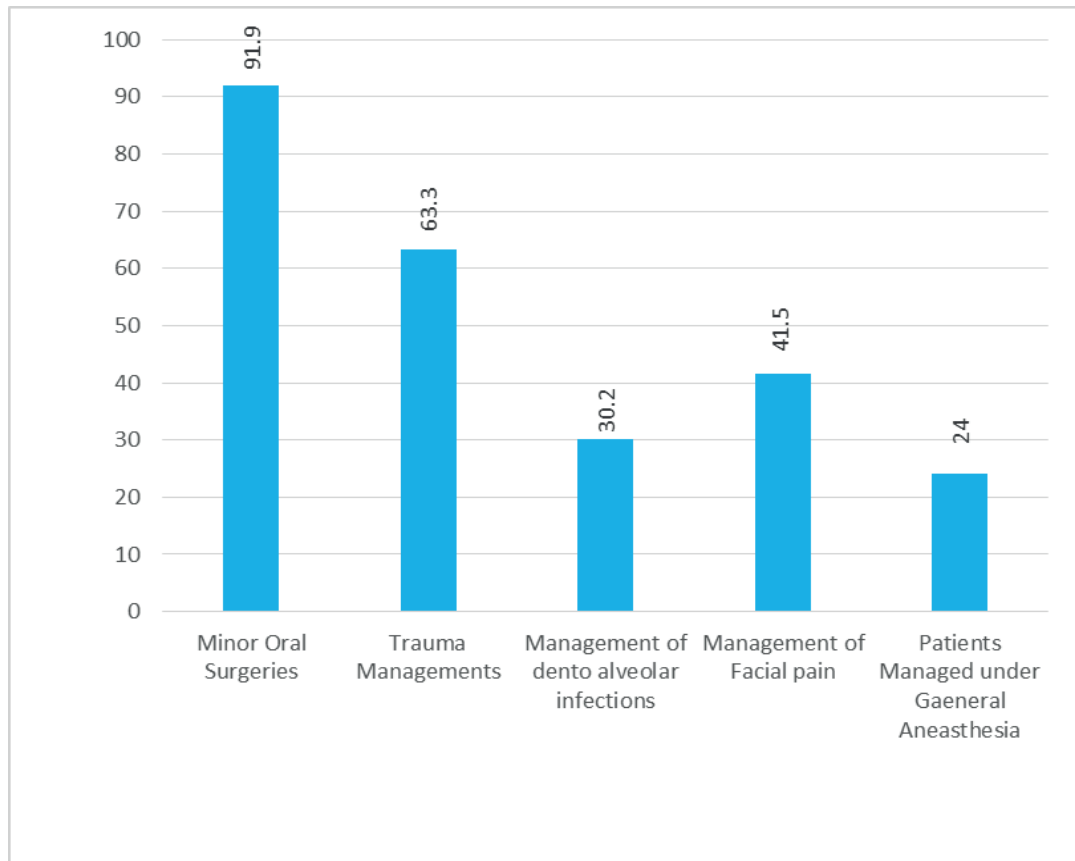
Fig 3.47: Number of first visit patients treated per month per OMFS clinic in 2019: district variation



Out of all the OMFS clinics in Sri Lanka, monthly average number of first visit patients treated in one OMFS clinic was 279.6 and it varied from 85.7 patients in Trincomalee district to 421.4 patients in Kalutara district.

Monthly average number of selected treatments carried out in one OMFS clinic considering all OMFS clinics in Sri Lanka during 2019 is explained in figure 3.48.

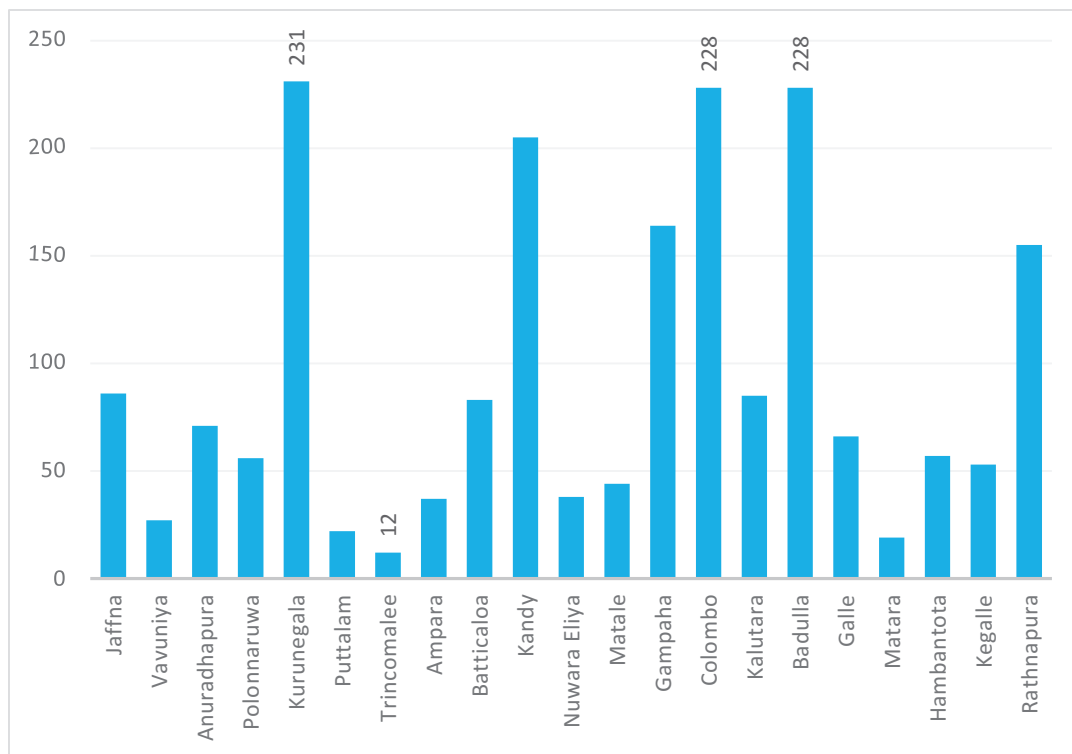
Fig.3.48: Number of selected treatments carried out per month per OMFS clinic in a month during 2019



Out of all the OMFS clinics in Sri Lanka, considering the above mentioned selected types of treatments carried out in OMFS clinics, most common type of treatment carried out was minor oral surgeries having a monthly average of 91.9 in one OMFS clinic.

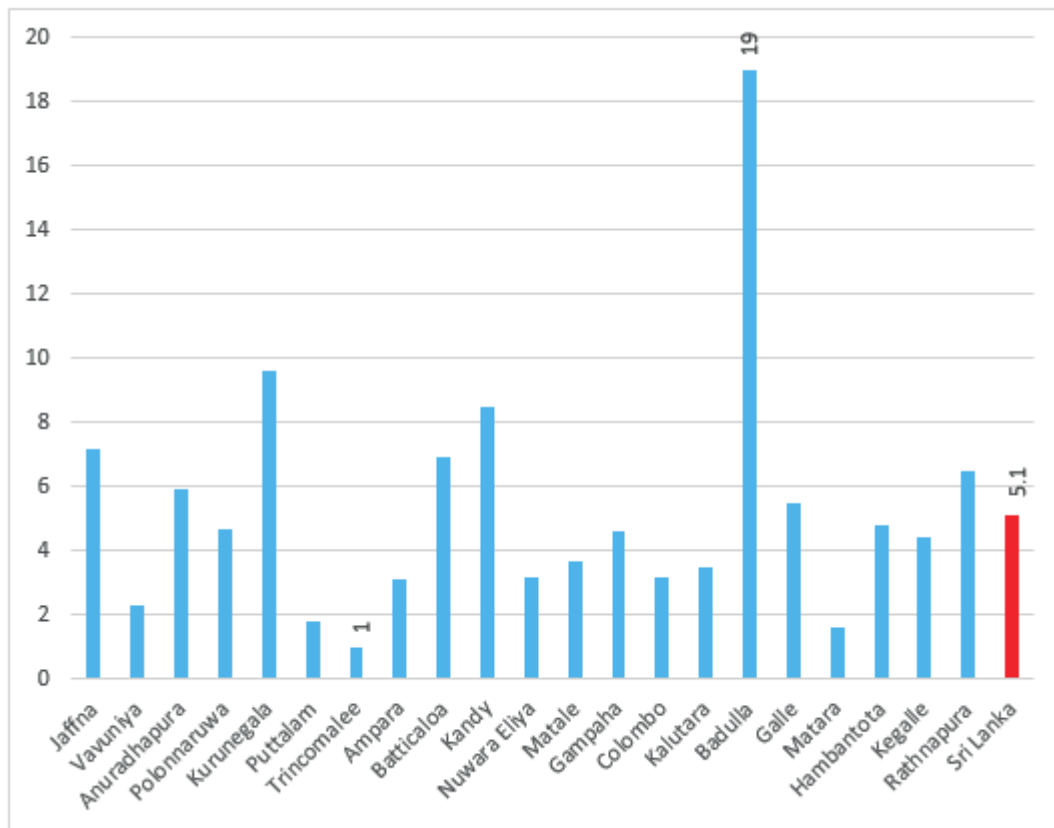
Figure 3.49 and 3.50 explain the district variation of total number and monthly average number of patients with biopsy confirmed oral cancers treated at OMFS clinics during 2019 respectively.

Fig.3.49: Total number of patients with biopsy confirmed oral cancers treated in OMFS clinics during 2019: district variation



Total number of biopsy confirmed oral cancer patients treated in all the OMFS clinics in Sri Lanka was 1,967 in the year 2019. Majority of patients with confirmed oral cancer were treated at Kurunegala district (231) and thereafter Colombo district and Badulla district, which was 228 and the lowest number of patients with confirmed oral cancer was treated in Trincomalee district, which was 12.

Fig 3.50: Monthly average number of patients with biopsy confirmed oral cancers treated in one OMFS clinic during 2019: district variation



Out of all the OMFS clinics in Sri Lanka, on average 5.1 patients with biopsy confirmed oral cancers were treated in a month in one OMFS clinic during 2019 and this number varied from 1 patient in Trincomalee district to 19 patients in Badulla district.

Table 3.8 further explains the institutional level statistics for total number of patients with biopsy confirmed oral cancers treated in OMFS clinics during the year 2019.

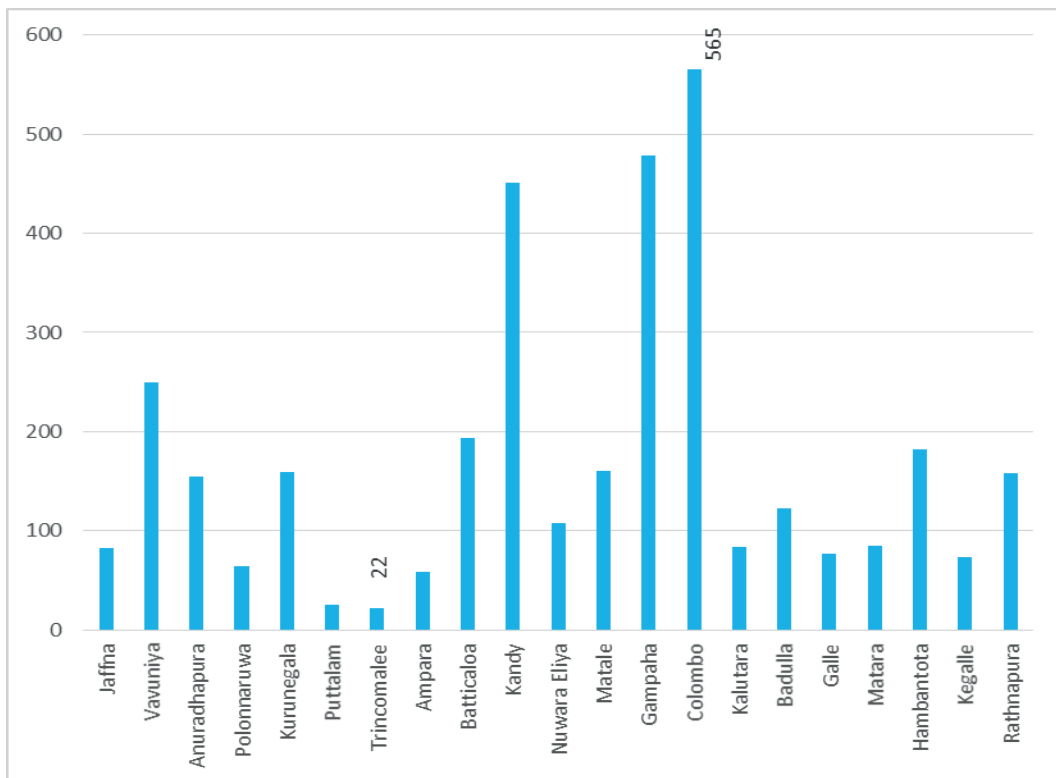
Table 3.8: Total number of patients with biopsy confirmed oral cancers treated in OMFS clinics during 2019- according to the institutions they were treated

Institution	Oral Cancer New Patients
Teaching Hospital Jaffna	86
District General Hospital Vavuniya	27
Teaching Hospital Anuradhapura	71
District General Hospital Polonnaruwa	56
Teaching Hospital Kuliyaipitiya	54
Provincial General Hospital Kurunegala	177
District General Hospital Chilaw	22
District General Hospital Trincomalee	12
District General Hospital Ampara	37
Teaching Hospital Batticaloa	83
Teaching Hospital Kandy	78
Teaching Hospital Peradeniya	127
District General Hospital Nuwara Eliya	38
District General Hospital Matale	44
District General Hospital Gampaha	30
District General Hospital Negombo	22
Teaching Hospital Ragama	112
Base Hospital Awissawella	52
National Dental Hospital Teaching Sri Lanka	113
Colombo South Teaching Hospital Kalubowila	63
District General Hospital Kalutara	51
Base Hospital Panadura	34
Provincial General Hospital Badulla	228
Teaching Hospital Karapitiya	66
District General Hospital Matara	19
District General Hospital Hambantota	57
District General Hospital Kegalle	53
District General Hospital Embilipitiya	18
Teaching Hospital Rathnapura	137
Sri Lanka	1,967

Highest number of biopsy confirmed oral cancer patients were treated in Provincial General Hospital Badulla (228) and the least number of oral cancer patients were treated in District General Hospital Trincomalee (12).

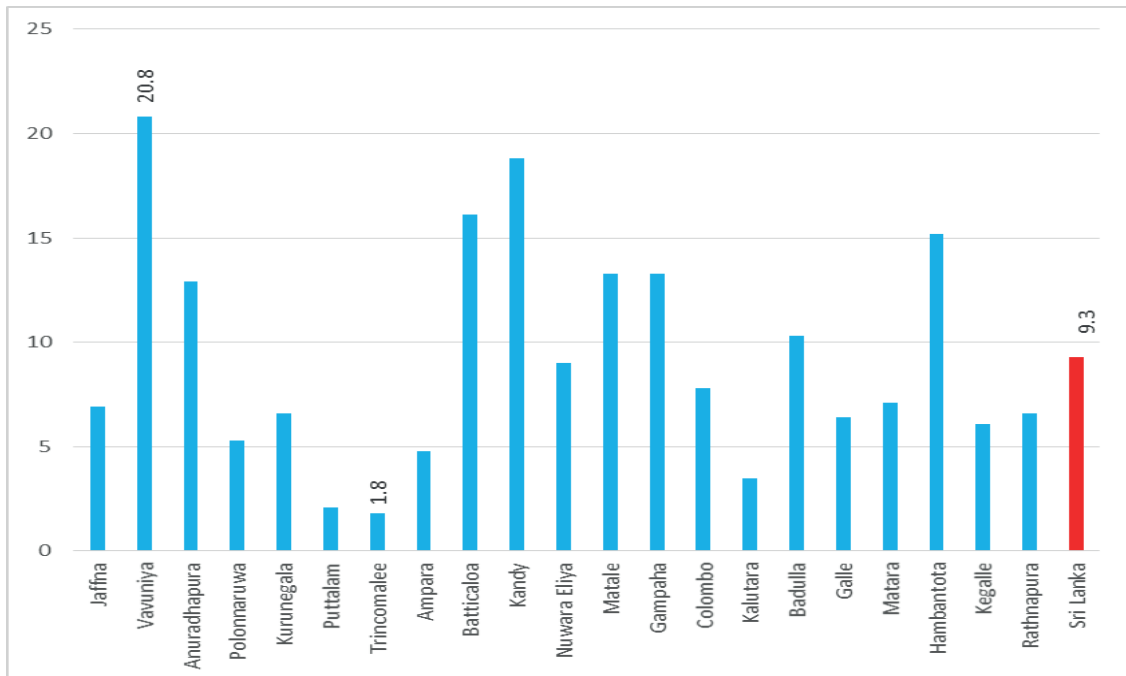
Figures 3.51 and 3.52 explain the total number and monthly average number of patients confirmed as having oral potentially malignant disorders (OPMDs) managed in one OMFS clinic in 2019.

Fig. 3.51: Total number of patients confirmed as having OPMDs, managed in OMFS clinics in 2019: district variation



Total number of OPMD cases treated in all the OMFS clinics in Sri Lanka in 2019 was 3,553. The highest number of cases was reported in Colombo district (565) and the lowest number (22) was from Trincomalee district.

Fig 3.52: Monthly average number of patients confirmed as having OPMDs, managed in one OMFS clinic in 2019: district variation



Out of all the OMFS clinics in Sri Lanka, average number of patients confirmed as having OPMD managed in one OMFS clinic in one month was 9.3 and it varied from 1.8 patients in Trincomalee district to 20.8 patients in Vavuniya district.

Table 3.9 further explains institutional level statistics for total number of patients confirmed as having OPMDs, managed in OMFS clinics during the year 2019.

Table 3.9: Total number of patients confirmed as having OPMDs, managed in OMFS clinics during 2019: according to the institutions they were treated

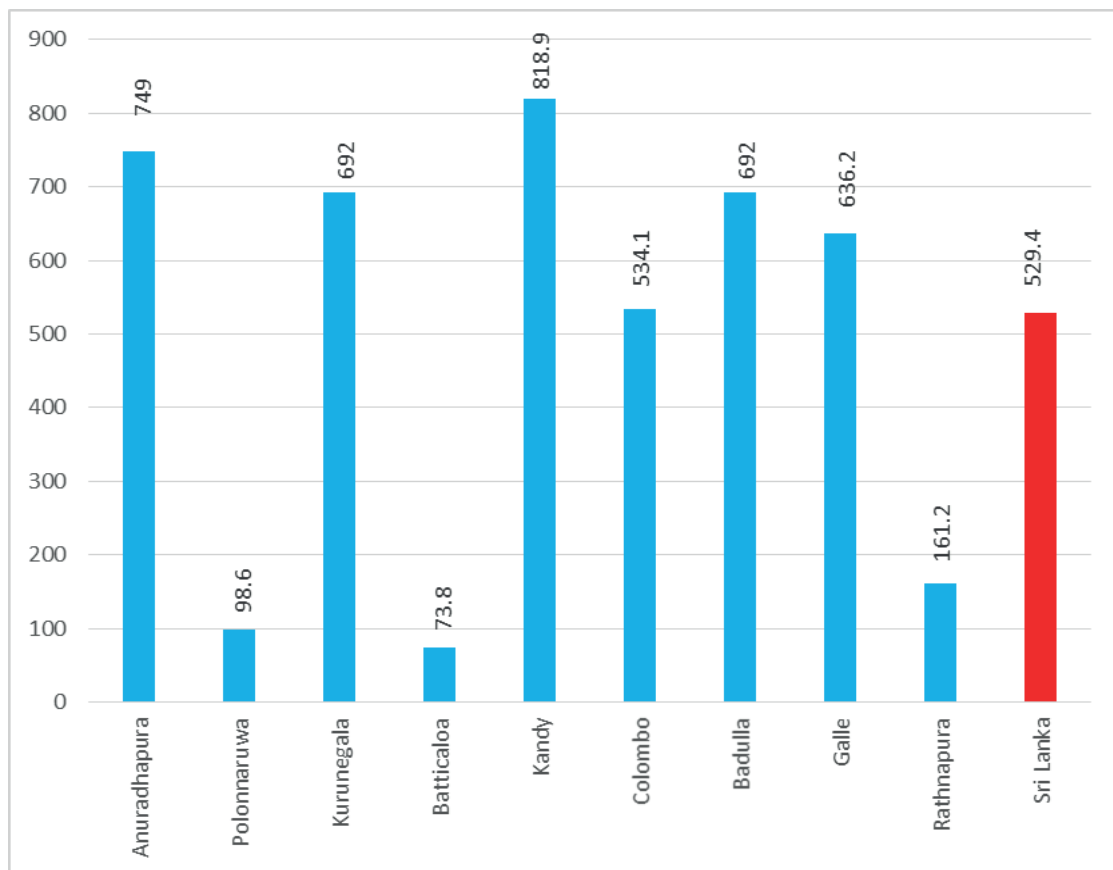
Institution	OPMD New Cases
Teaching Hospital Jaffna	83
District General Hospital Vavuniya	250
Teaching Hospital Anuradhapura	155
District General Hospital Polonnaruwa	64
Teaching Hospital Kuliyaipitiya	109
Provincial General Hospital Kurunegala	50
District General Hospital Chilaw	25
District General Hospital Trincomalee	22
District General Hospital Ampara	58
Teaching Hospital Batticaloa	193
Teaching Hospital Kandy	257
Teaching Hospital Peradeniya	194
District General Hospital Nuwara Eliya	108
District General Hospital Matale	160
District General Hospital Gampaha	360
District General Hospital Negombo	28
Teaching Hospital Ragama	90
Base Hospital Awissawella	82
National Dental Hospital Teaching Sri Lanka	408
Colombo South Teaching Hospital Kalubowila	75
District General Hospital Kalutara	30
Base Hospital Panadura	54
Provincial General Hospital Badulla	123
Teaching Hospital Karapitiya	77
District General Hospital Matara	85
District General Hospital Hambantota	182
District General Hospital Kegalle	73
District General Hospital Embilipitiya	32
Teaching Hospital Rathnapura	126
Sri Lanka	3,553

Highest number of OPMD cases was reported by National Dental Hospital Teaching Sri Lanka (408) followed by District General Hospital (DGH) Gampaha and Teaching Hospital Kandy. Least number of OPMD cases (22) was reported by DGH Trincomalee.

3.6.2 Restorative Dentistry

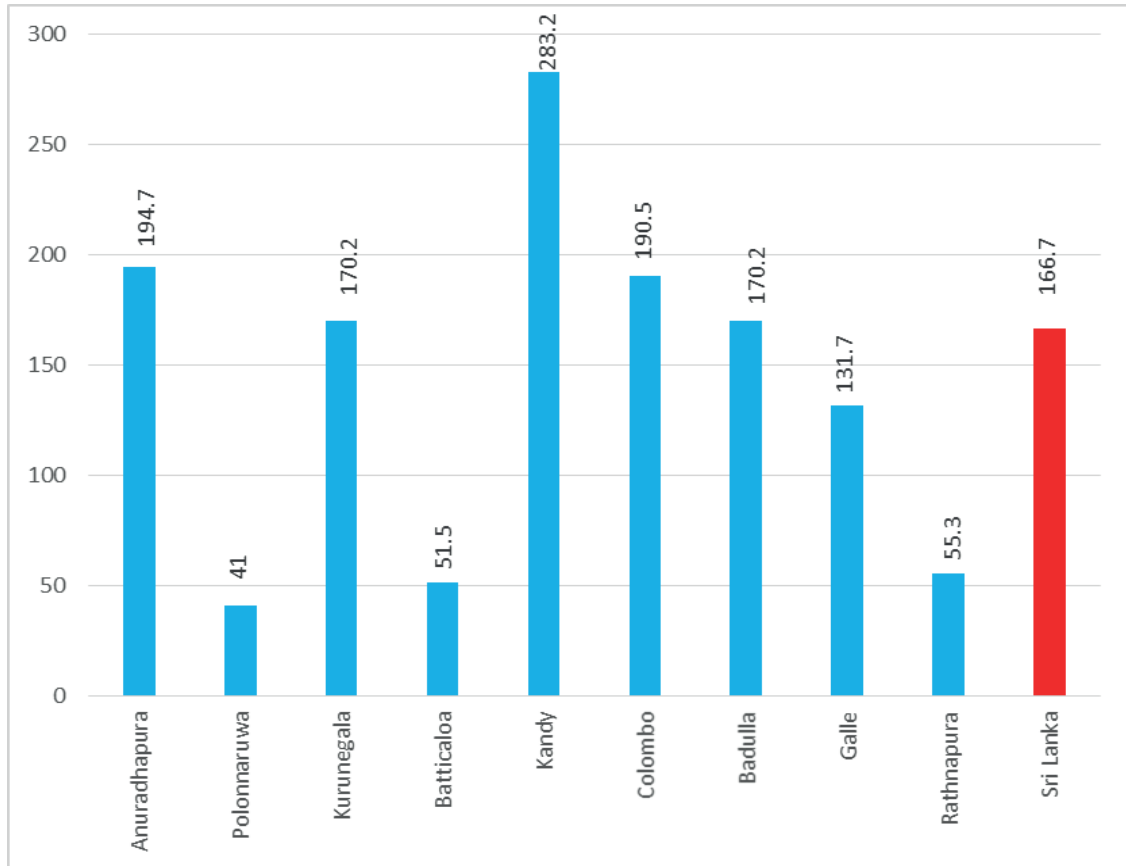
Total number of patients and number of first visit patients treated in one Restorative Dentistry clinic in a month during 2019 are explained at district level in figures 3.53 and 3.54.

Fig.3.53: Total number of patients treated in a month in one Restorative Dentistry clinic in 2019: district variation



Out of all the Restorative Dentistry clinics in Sri Lanka, average number of patients treated per month in one Restorative Dentistry clinic was 529.4 and it varied from 73.8 patients in Batticaloa district to 818.9 patients in Kandy district.

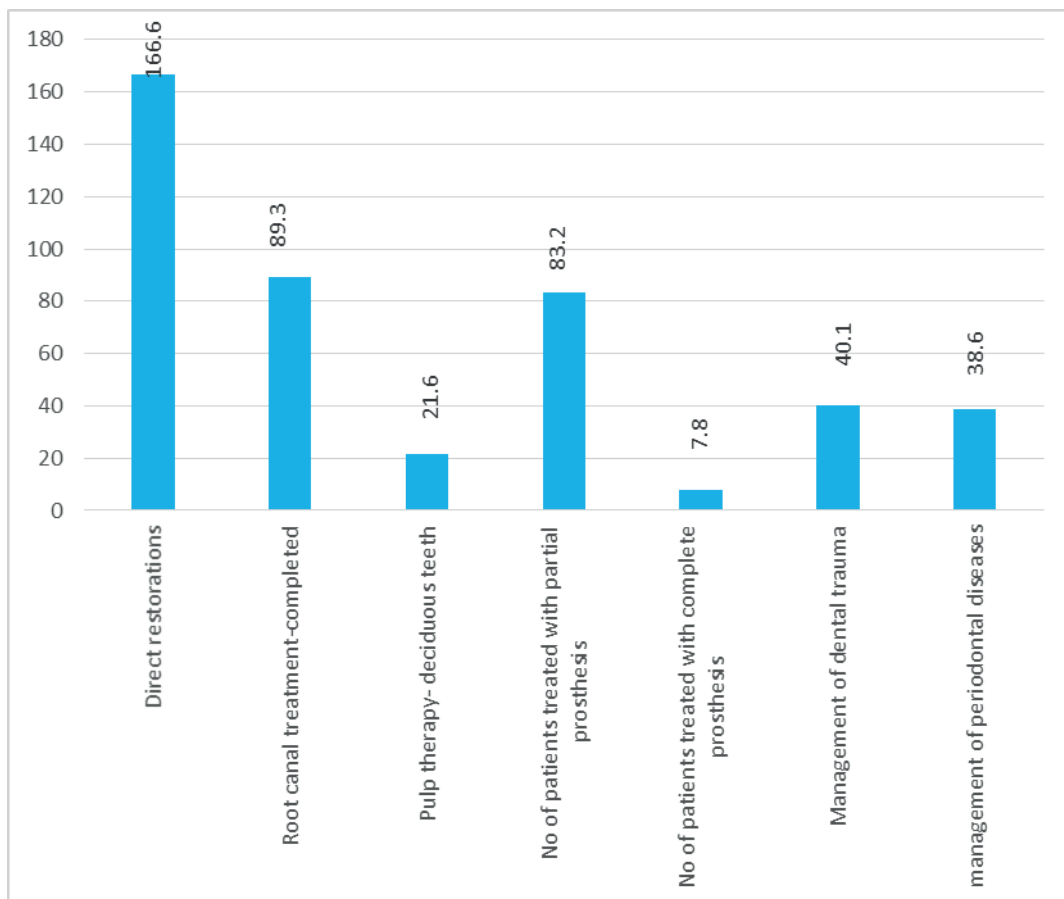
Fig. 3.54: Number of first visit patients treated in a month in one Restorative Dentistry clinic in 2019: district variation



Out of all the Restorative Dentistry clinics in Sri Lanka, number of first visit patients treated in a month in one Restorative Dentistry clinic was 166.7 and it varied from 41 patients in Polonnaruwa district to 283.2 patients in Kandy district.

Figure 3.55 explains average number of different types of selected treatments carried out in one Restorative Dentistry clinic in one month during 2019.

Fig 3.55: Monthly average numbers of different types of selected treatments carried out in one Restorative Dentistry clinic in the year 2019

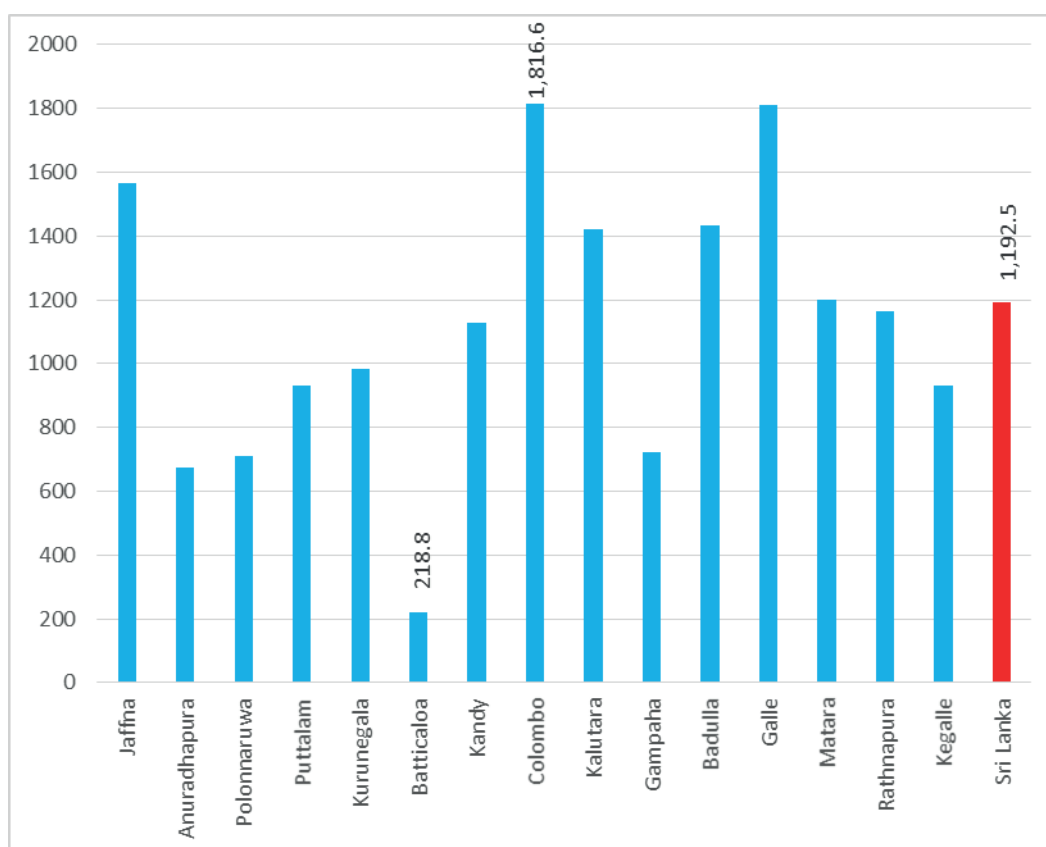


Out of all the Restorative Dentistry clinics in Sri Lanka, considering the above mentioned selected types of treatments, most common type of treatment carried out in a month during 2019 was direct restorations having a monthly average of 166.6 in one Restorative Dentistry clinic.

3.6.3 Orthodontics

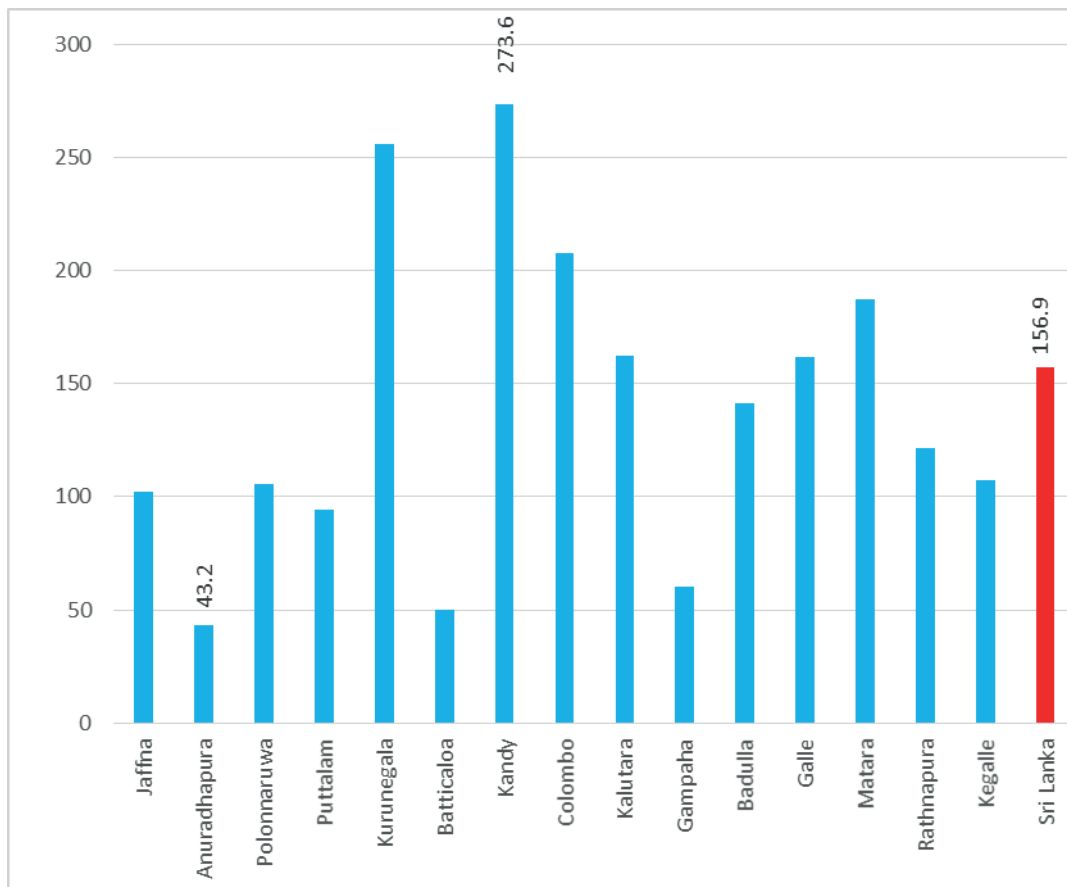
Total number of patients and number of first visit patients treated in one Orthodontic clinic in one month period during 2019 are explained at district level in figures 3.56 and 3.57.

Fig 3.56: Total number of patients treated in one Orthodontic clinic in one month period during 2019: district variation



Considering the total number of Orthodontic clinics in Sri Lanka, average number of patients treated in one orthodontic clinic in one month period during 2019 was 1,192.5 and it varied from 218.8 patients in Batticaloa district to 1,816.8 patients in Colombo district.

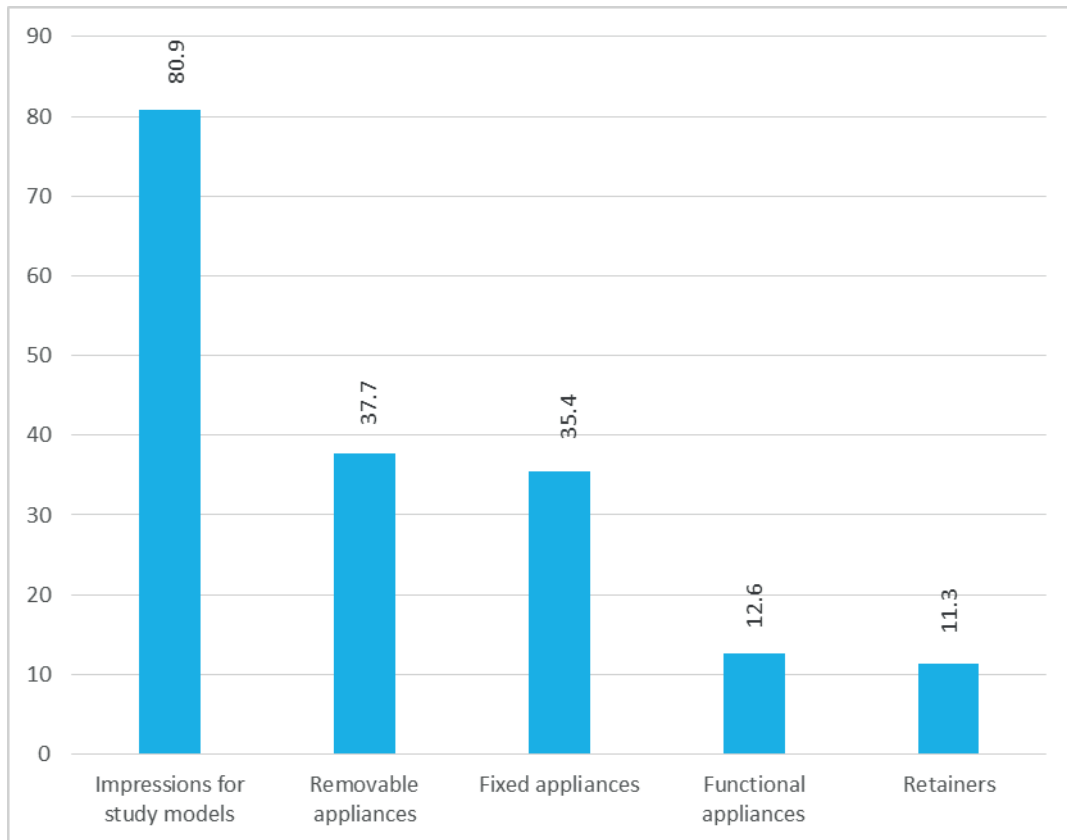
Fig. 3.57: Monthly average number first visit patients treated in one Orthodontic clinic during 2019: district variation



Considering all the Orthodontic clinics in Sri Lanka, monthly average number of first visit patients treated in one Orthodontic clinic during 2019 was 156.9 and it varied from 43.2 patients in Anuradhapura district to 273.6 patients in Kandy district.

Average number of different types of selected treatments carried out in one Orthodontic clinic in one month period during 2019 is explained in figure 3.58.

Fig. 3.58: Monthly average number of different types of selected treatments carried out in one Orthodontic clinic during 2019

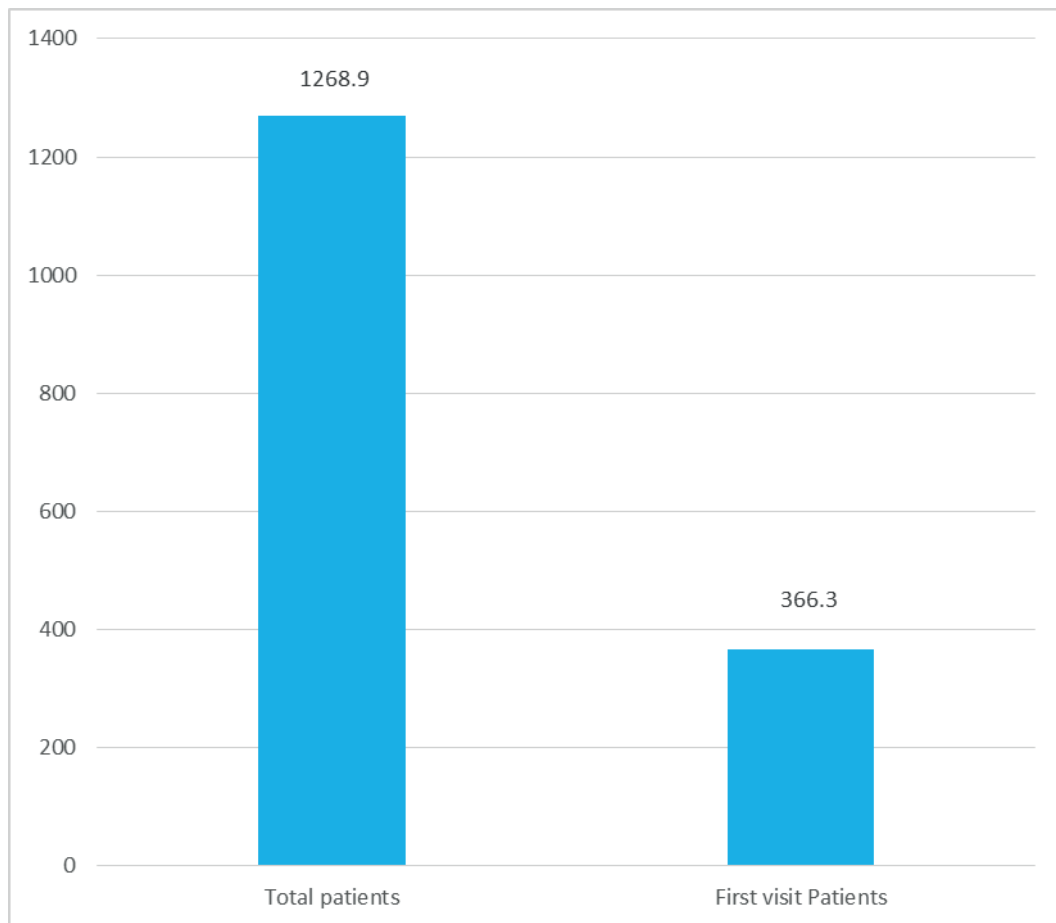


Considering all the Orthodontic clinics in Sri Lanka, an average number of patients treated with removable appliances in one Orthodontic clinic was 37.7 per month during 2019. Moreover 35.4 patients were treated with fixed appliances and 12.6 patients were treated with functional appliances in one Orthodontic clinic per month during 2019.

3.6.4 Community Dentistry- Preventive Oral Health Clinic

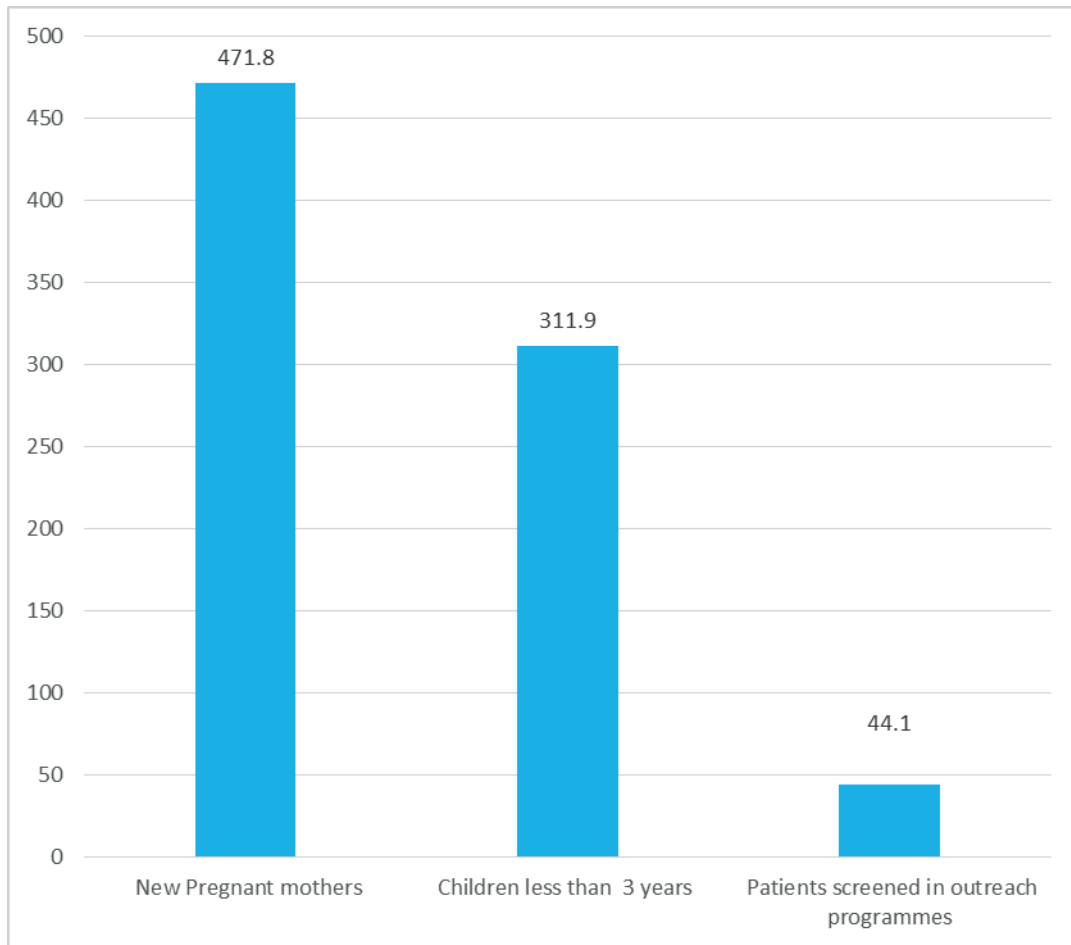
Total number of patients and number of first visit patients treated in one Preventive Oral Health clinic in one month period during 2019 are explained in figures 3.59 and 3.60.

Fig.3. 59: Total number of patients and number of first visit patients treated in one Preventive Oral Health clinic in one month period during 2019



Average number of patients treated in one Preventive Oral Health clinic per month during 2019 was 1,268.9 and the average number of first visit patients treated in one Preventive Oral Health clinic per month during 2019 was 366.3.

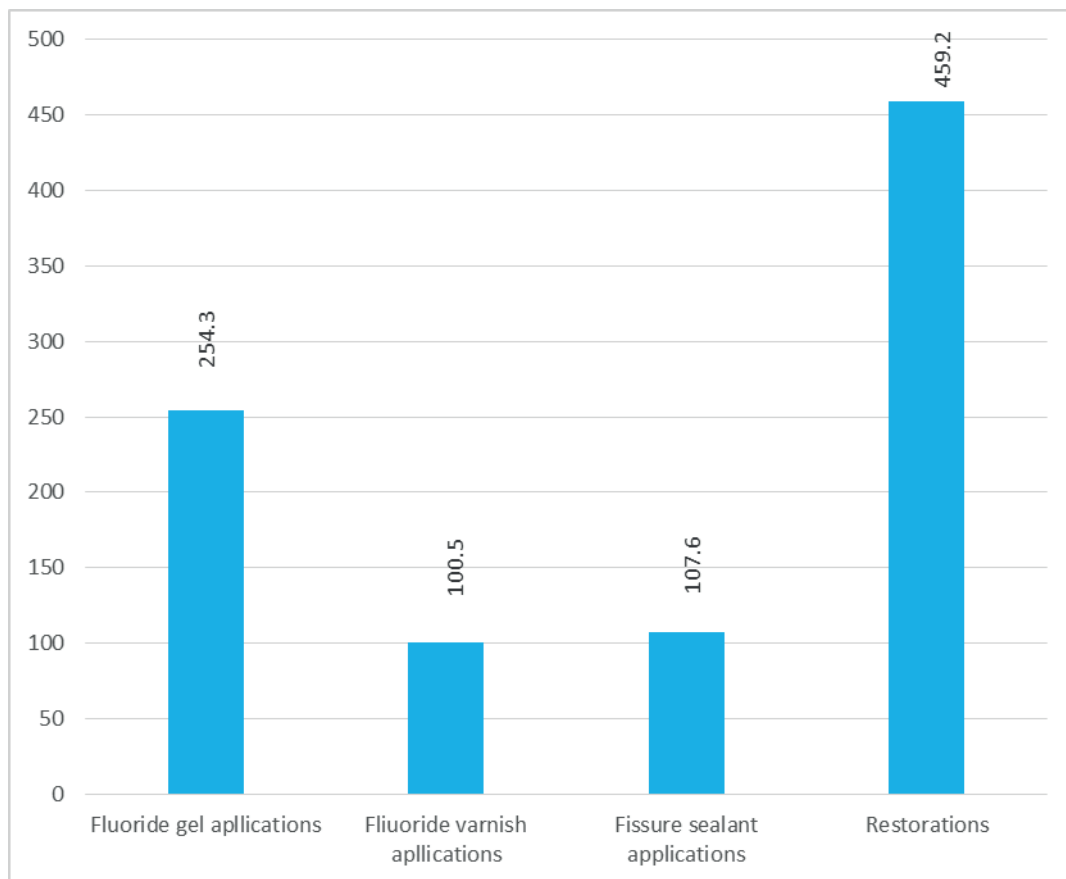
Fig. 3.60: Monthly average number of selected special groups of patients managed in one Preventive Oral Health clinic during 2019



Monthly average numbers of new pregnant mothers and children less than 3 years managed in one Preventive Oral Health clinic during 2019 were 471.8 and 311.9 respectively. Average number of patients screened in ‘outreached programmes’ per month during 2019 was 44.1.

Average number of different types of selected treatments provided in one Preventive Oral Health clinic per month during 2019 is explained in figure 3.61.

Fig. 3.61: Monthly average number of different types of selected treatments provide in one Preventive Oral Health clinic in the year 2019



Considering the two Preventive Oral Health clinics in Sri Lanka, out of the selected types of treatments carried out, most common type of treatment was restorations having an average of 459.2 restorations per month per Preventive Oral Health clinic followed by fluoride gel applications (254.3).

Chapter 4

Preventive Oral Health Services

Specialists in Community Dentistry are appointed to the following centers of the Ministry of Health. Detail descriptions of those units were included in “Oral Health Report 2018”.

1. Oral Health Promotion Unit - Health Promotion Bureau, Colombo 8
2. Oral Health Unit - Family Health Bureau, Colombo 10
3. Oral Cancer Prevention and Control Unit - National Cancer Control Programme, Colombo 5
4. Oral health Unit - National Institute of Health Sciences, Kalutara
5. Preventive Oral Health Unit - National Dental Hospital (Teaching), Colombo 7
6. Preventive Oral Health Unit - Institute of Oral Health, Maharagama
7. Research and Surveillance Unit - Institute of Oral Health, Maharagama
8. Training Unit - Institute of Oral Health, Maharagama
9. Oral Health Unit - Office of Provincial Director of Health Services - Sabaragamuwa province
10. Oral Health Unit - Office of Provincial Director of Health Services - Western province

4.1 Oral Health Promotion Unit - Health Promotion Bureau

Keeping in line with the goal of Health Promotion Bureau (HPB), the goal of oral health promotion unit is ‘Improving oral health and oral wellbeing of the country, while addressing oral health inequalities and social determinants of oral health’.

The activities carried out by HPB during 2019 are summarized in table 4.1

Table 4.1: Activities carried out by HPB during 2019

Name of the programme	Output
Printing of a wall chart addressing myths related to oral health.	20,000 wall charts printed and distributed aiming general public.
Capacity building workshop for School Dental Therapists (SDTs) on application of health promotion concepts.	Two workshops completed for SDTs on application of health promotion concepts.
Capacity building workshop for Nursing Officers engaged in oral healthcare services, on application of health promotion concepts at hospital setting.	Two workshops completed for Nursing Officers engaged in oral healthcare services on application of health promotion concepts.
Consultative meetings for identification of health promotional aspects of different dental subspecialties.	Three consultative meetings held to recognized key areas, where health promotion interventions to be targeted in different subspecialties of Dentistry.
Consultative meeting to finalize the Manual for “Pre-school Health Promotion Setting Development” and implementation of mechanism for Preschool Health Promotion Setting Development Programme.	One consultative meeting held to finalized the content of developed ‘Guidelines for Pre-school Health Promotion Setting’.
Consultative meetings to finalize the manual for “Preschool Health Promotion Setting Development”.	Manual translated to Sinhala & Tamil. Pre tested among Public Health Midwives at Millaniya MOH area. Two Consultative meetings held and finalized the manual.

Table 4.1 continued: Activities carried out by HPB during 2019

Name of the programme	Output
Requesting funds to post certificates to the participants of capacity building workshops following post-evaluation.	Letters and certificates posted to participants.
Reprint the booklet on “Oral Health Messages for Sri Lankans” with modifications.	12,000 booklets printed on “Oral health message for Sri Lankans” in Sinhala and Tamil languages to be distributed among Primary Healthcare Staff.
Develop and pre-test a Behavior Change Communication (BCC) package to improve the oral health of the children up to 3 years.	One consultative meeting held. Relevant photos taken. Pre tested among Public Health Midwives at Rathmalana Medical Officer of Health area.
Consultative meeting to identify suitable avenues for implementation of oral health promotion services to streamline oral health promotion activities.	One consultative meeting held and avenues for implementation of oral health promotion services has been identified.
To design a flip chart and a flash card for pregnant mothers on “Oral health during pregnancy and infancy” for Family Health Bureau.	Hard and soft copies of flip chart and flash card handed over to Oral Health Unit, Family Health Bureau.

4.2 Oral Health Unit - Family Health Bureau

The main objective of is promoting oral health of mothers and children (0-18years) and thereby promoting oral health of the family through existing Maternal and Child Health (MCH) programme, thus achieving sustainable oral health improvements and quality of life of Sri Lankan population”.

The activities carried out by FHB during 2019 are summarized in table 4.2

Table 4.2: Activities carried out by FHB during 2019

Name of the programme	Output
Awards ceremony to appreciate the School Dental Therapists based on their performance.	20 best School Dental Therapists were appreciated.
National annual review of School Dental Services- 2018.	Annual performance evaluation of the School Dental Service in year 2018 completed.
In-service training programme for School Dental Therapists on “Update on oral health service delivery.	Completed 6 programmes. Around 80% of School Dental Therapists were trained.
One-day training workshop for Supervising School Dental Therapists and Tutor Sisters.	27 School Dental Therapists and 3 Tutor Sisters were trained.
Training programme on implementation of electronic version of Reproductive Health Management Information System (eRH MIS) programme of School Dental Service.	27 training programmes were held for School Dental Therapists of 27 health districts on eRH MIS.
Consultative meetings to finalize the manual for ‘Preschool Health Promotion Setting Development’.	8000 flash cards and 2000 flip charts printed and distributed to improve the oral health care during pregnancy.
In-service training programme for Public Health Inspectors to improve the screening of school children for oral diseases.	75% of the Public Health Inspectors were trained in five districts.
Review the national targets of School Dental Service.	Developed novel national targets to be achieved by year 2025.
Purchasing and distributing dental instruments to School Dental Clinics.	Distributed 27 dental chairs, 26 micromotors and 17 autoclaves to improve the School Dental Service.

4.3 Oral Cancer Prevention and Control Unit- National Cancer Control Programme

The Oral Cancer Prevention and Control Unit of the National Cancer Control Programme (NCCP) is responsible for Oral Cancer prevention, early detection and improving diagnostic services in Sri Lanka. The activities conducted by this unit during 2019 are summarized in table 4.3.

Table 4.3: Activities carried out by NCCP during 2019

Name of the Programme	Output
Capacity building on prevention & early detection of Oral Cancers.	Conducted five capacity building training programmes at the provincial level for provincial health staff. Conducted five training programmes for medical officers and dental surgeons at district levels.
Capacity building in tobacco cessation.	Two programmes were conducted with the participation of 2 World Health Organization experts. A total of 60 Dental Surgeons were trained.
Strengthening early detection & timely referral for suspected persons with Oral Potentially Malignant Disorders (OPMD) & Oral Cancer.	Guidelines were updated, printed and distributed.
Strengthening OPMD & Oral Cancer Surveillance	Conducted a training programme for sixty dental surgeons on surveillance system on Oral Cancer and OPMD.
Developing public awareness on Oral Cancer prevention and control through newspaper articles. Raffle draw conducted based on questions based on the given articles.	Two articles (1 Sinhala and 1 Tamil) published in 6 weekend newspapers. 20 winners were selected.
Strengthening Oral Cancer Surveillance through printing registers for Oral Cancer.	Registers printed and distributed among Oral and Maxillofacial Surgery units.

Table 4.3 continued: Activities conducted by NCCP during 2019

Name of the Programme	Output
Strengthening OPMD surveillance through printing of registers for new patients with Oral Cancer and OPMD.	Registers printed and distributed.
Introducing monthly returns for dental surgeons and quarterly returns for Regional Dental Surgeons to strengthen information flow to NCCP.	Returns printed and distributed.
Strengthening screening of high risk individuals through training of dental surgeons and medical officers at district level.	Five training programmes for dental surgeons and medical officers were conducted in Colombo, Gampaha, Kalutara, Galle, and Kandy districts.
Commemoration of World Head & Neck Cancer Day.	Media seminar was conducted. Circular for health care staff was issued.

4.4 Research and Surveillance Unit- Institute of Oral Health Maharagama

Research and surveillance Unit (R&S) of Institute of Oral Health (IOH), Maharagama, is the national level focal point for developing and maintaining a quality and accurate surveillance system for oral health in Sri Lanka and promoting and conducting researches. The activities carried out by this unit during 2019 are summarized in table 4.4

Table 4.4: Activities carried out by R & S Unit during 2019

Name of the Programme	Output
Maintaining the surveillance system.	Data collection and compilation is being done regularly with regard to the dental surgeons' monthly statistics.
Printing and distribution of "Oral Health Report 2018".	Printed 1000 books and distributed.
Streamlining the surveillance system of OPD dental clinics.	A consultative meeting was held to revise surveillance system of OPD dental clinics.
Converting the oral health surveillance system to electronic surveillance system (e – surveillance).	Basic discussions were done with the health information unit, Ministry of Health to convert the oral health surveillance system to e – surveillance system.
Updating the dental surgeons' human resource profile.	Initiated to update the human resource profile of oral health services annually.
Surveillance system for Specialized Oral Healthcare Units.	Pilot project was conducted in National Dental Hospital Colombo and IOH Maharagama to introduce patient registers and monthly returns to Specialized Oral Healthcare Units.
Surveillance system for Dental laboratories.	A pilot project started in dental laboratory IOH Maharagama- to introduce a surveillance system for dental laboratories.
Health Information Management System for IOH Maharagama.	Initial discussions were conducted to initiate Health Information Management System for IOH Maharagama.

4.5 Training Unit - Institute of Oral Health Maharagama

The training Unit of the dental service established in 2011 and is located at the Institute of Oral Health Maharagama which provides training for the different categories of staff.

The activities carried out by this unit in 2019 are summarized in table 4.5

Table 4.5: Activities carried out by Training Unit during 2019

Name of the Programme	Output
Hands on workshop on 'Infection Control Procedures' for dental surgeons.	03 one-day programmes were conducted. 94 dental surgeons in Sabaragamuwa Province were trained.
Hands on workshop on 'Infection Control Procedures' for nursing officers.	01 one-day programme was conducted. 19 nursing officers in Sabaragamuwa Province were trained.
Hands on workshop on 'Infection Control Procedures' for dental surgery assistants.	03 two- day programmes were conducted. 139 dental surgery assistants in Sabaragamuwa Province were trained.
Hands on workshop on 'Infection Control Procedures' for school dental therapists.	01 one-day programme was conducted. 35 school dental therapists Sabaragamuwa Province were trained.

4.6 Oral Health Unit - Office of Provincial Director of Health Services

Provincial Consultants in Community Dentistry (PCCDs) are appointed at provincial level in order to improve oral health within the province and to coordinate provincial level activities related to oral health with the central level and various governmental and non-governmental organizations (NGO) through Provincial Director of Health Services (PDHS). At present there are only two provincial CCDs attached to Western Province and Sabaragamuwa Province.

The activities carried out by those units are summarized in tables 4.6 and 4.7.

Table 4.6: Activities coordinated and supervised by provincial CCD in Sabaragamuwa Province during 2019

Name of the Programme	Output
Preschool Programme for preschool children.	22 programmes were conducted. 2651 preschool children were screened. 520 preschool children were treated.
School mega clinics for 1-7 year old children.	16 programmes were conducted. 2550 children were screened and 450 children were treated.
Cancer screening programme for individuals aged 30 years and above.	17 programmes were conducted, 1074 individuals were screened. 42 OPMD cases and 2 oral cancer cases were detected.
Save molar programme for 6-9 year old children.	Conducted 09 programmes. 916 children were screened. 96 children were treated.
In-service training programme for School Dental Therapists in Kegalle.	1 training programme was conducted. 25 School Dental Therapists were trained.
In-service training programme for Dental Surgeons in Kegalle.	One training programme was conducted. 45 Dental Surgeons were trained.
Oral screening programme at Medical Officer of Health area level.	36 screening programmes were conducted. 75 OPMDs cases were reported.
Awareness programmes on oral cancer for all Primary Health Care (PHC) staff.	12 programmes were conducted. 583 PHC staff participated.

Table 4.7: Activities coordinated and supervised by provincial CCD in Western Province during 2019

Name of the Programme	Output
Dental Surgeons Review Programme in Gampaha district.	2 programmes were conducted.
School Dental Therapists Review Programme in Gampaha district.	2 programmes were conducted.
Special pregnant mothers' programmes in Gampaha district.	26 programmes were conducted.
Special Non-Communicable Disease prevention programme for staff of Regional Director of Health Services (RDHS) Office in Gampaha.	120 staff members participated the programme.
Cancer prevention programme in Gampaha district.	11 programmes were conducted.
Preschool teachers training programme in Kalutara district.	2 programmes were conducted. 77 preschool teachers were trained.
School children training programme Grade 8 and 9.	13 programmes were conducted. 908 school children were trained.
High risk people training programme.	16 programmes were conducted. 991 high risk people were trained.
Estate factory workers training programme.	28 programmes were conducted. 1618 factory workers were trained.
Mobile dental clinics.	28 programmes were conducted. 1604 people were screened.
Training programmes for dental surgeons in Colombo RDHS area.	4 programmes were conducted.

Table 4.7 continued: Activities coordinated and supervised by provincial CCD in Western Province during 2019

Name of the Programme	Output
Training programmes for school dental therapists in Colombo RDHS area.	4 programmes were conducted.
Training programmes for dental surgery assistants in Colombo RDHS area.	2 programmes were conducted.
Performance appraisal meeting for dental surgeons in Colombo RDHS area.	1 programme was conducted.
Performance appraisal meeting for school dental therapists.	1 programme was conducted.
Awareness programmes on oral cancer for World Head and Neck Cancer Day.	2 programmes were conducted.
Capacity building programmes for MOHs in Colombo RDHS area.	1 programme was conducted.
Capacity building programmes for pre-school teachers in Colombo RDHS area.	4 programmes were conducted.

4.7 Oral Health Unit-National Institute of Health Sciences-Kalutara

The Oral Health Unit of the National Institute of Health Sciences (NIHS) is placed under the Public Health Field Services of NIHS, executing public health functions in both Training Faculty and the Field Services. The training and supervision activities carried out by the direct involvement of the Consultant in Community Dentistry during 2019 are summarized in table 4.8.

Table 4.8: Activities carried out by the NIHS during 2019

Name of the Programme	Output
Training programme for school dental therapists and dental surgeons on preparation of “Annual Action Plan”.	1 programme was conducted. 10 were trained.
Develop field supervision tools for “School Dental services”.	1 programme was conducted.
Develop field supervision tools for “Adolescent and Community Dental Services”.	1 programme was conducted.
Develop field supervision tool for “Public Health Midwives on oral health care”.	1 programme was conducted.
Team Supervision – Oral Health component supervision at Beruwala MOH area	1 programme was conducted.
Curriculum development for “Public Health Nursing Sisters on Oral Health Component”.	1 programme was conducted.
Community awareness programme on prevention & control of “Oral Cancer”.	1 programme was conducted.
Community awareness programme on “prevention & control of oral cancer” for adolescent school children in Kalutara MOH area.	1 programme was conducted. 75 were trained.
Training programme for dental surgeons on “brief interventions for tobacco & areca nut cessation”.	1 programme was conducted. 7 were trained..
Training programme for field public health staff on “prevention of common oral diseases”.	1 programme was conducted. 136 were trained.

Table 4.8continued: Activities carried out by the NIHS during 2019

Name of the Programme	Output
Training programme for field public health staff on “prevention & control of Oral Cancer and Oral Potentially Malignant Disorders”.	1 programme was conducted. 140 were trained.
Training programme for field public health staff on “brief interventions for tobacco & areca nut cessation”.	1 programme was conducted. 137 were trained.
Management training for middle level managers for 30 supervising school dental therapists and grade I school dental therapists.	1 programme was conducted. 30 were trained.
Pre - Doctor of Medicine training programme of public health management – “Oral Health Component”.	1 programme was conducted. 30 were trained.
Pre - Doctor of Medicine training programme of public health management – “Oral Health Field Training”.	1 programme was conducted. 30 were trained.
Training programme for trainee public health midwives on “Health Promoting Preschools”.	1 programme was conducted. 53 were trained.
Training programme for trainee public health midwives on “Prevention & control of Oral Cancer”.	1 programme was conducted. 53 were trained.
Orientation on “Management of Community Health– Oral Health Component” for Medical Officer of Health, Regional Epidemiologists, Medical Officer- Maternal and Child Health, Medical Officer- Public Health.	2 programmes were conducted. 28 were trained.
Training programme on brief interventions for tobacco & areca nut cessation for medical officers and nursing officers at healthy life style clinics.	1 programme was conducted. 12 were trained.

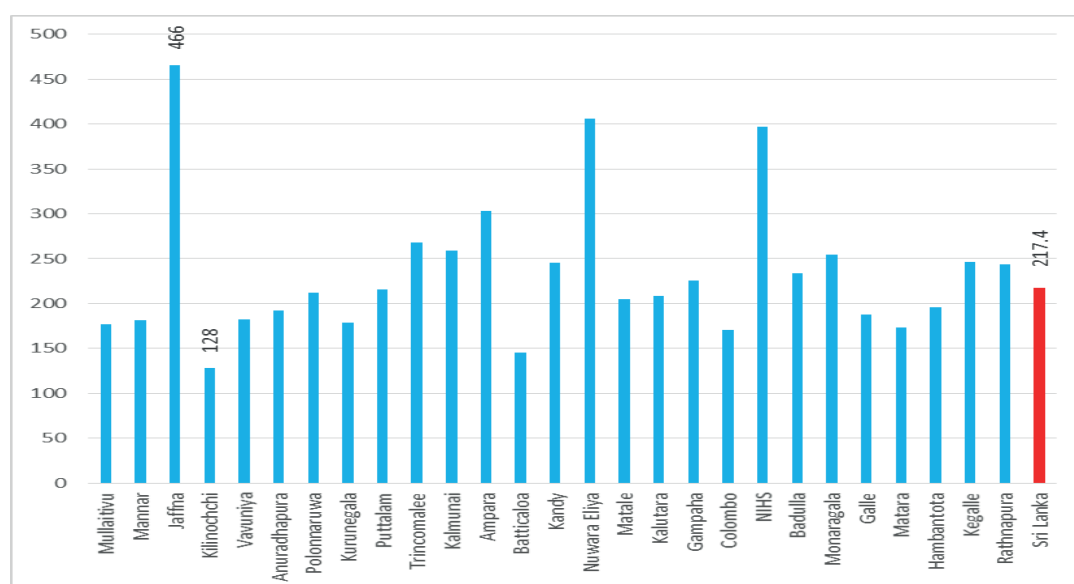
Chapter 5

School Dental Service in Sri Lanka

The School Dental Service which caters for school children is primarily managed by School Dental Therapists (SDT) under the direct technical supervision of Regional Dental Surgeon and direct administrative supervision of Medical Officer of Health. SDT provides preventive oral healthcare for children aged between 3-13 years. Their target group for treatment is children in grade 1, grade 4 and grade 7 classes in schools where there are more than 200 students and in schools with less than 200 school children all the children below 13 years. The current norm is to have one School Dental Clinic (SDC) per one Medical Officer of Health (MOH) division and 2000 school children as the target population per SDT.

Monthly average number of school children screened by a single SDT during the year 2019 is explained in figure 5.1.

Fig. 5.1: Monthly average number of school children screened by one SDT during 2019: district variation

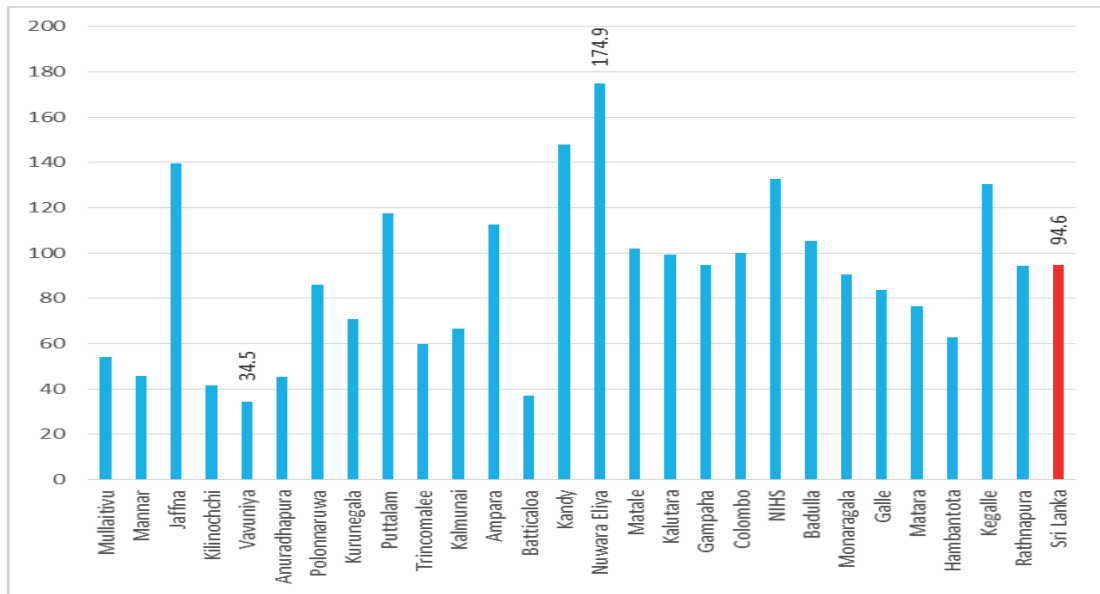


NIHS- National Institute of Health Sciences- Kalutara

Considering all the SDCs in Sri Lanka, one SDT had screened 217.4 school children per month during the year 2019. The highest number of screening of children (466 per SDT per month) was done in Jaffna district while lowest was reported from Kilinochchi district (128 per SDT per month).

Monthly average number of treatment completed children per SDT during the year 2019 is explained in the figure 5.2.

Fig. 5.2: Monthly average number of children with treatment completions per SDT during 2019: district variation

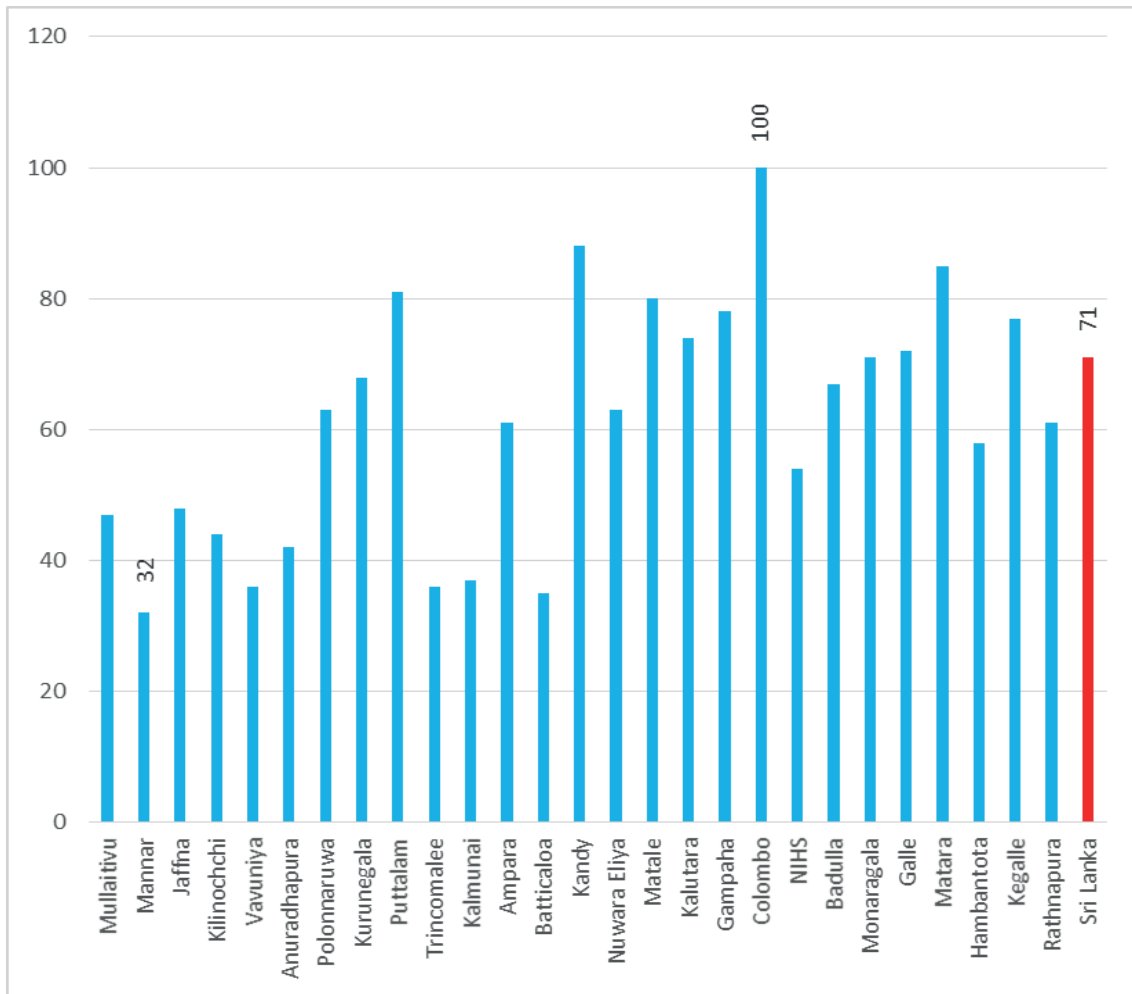


NIHS- National Institute of Health Sciences- Kalutara

Considering all the SDCs in Sri Lanka, one SDT had completed treatments on 94.6 school children per month during the year 2019. The highest number of treatment completed children (174.9 per SDT per month) was from the district of Nuwara Eliya and the lowest was reported from Vavuniya district (34.5 per SDT per month).

Percentage of children treated, out of the children who had oral health problems during the year 2019 is explained in the figure 5.3.

Fig. 5.3: Percentage of children treated by SDTs, out of those who were having oral health problems during 2019: district variation



NIHS- National Institute of Health Sciences- Kalutara

Considering all the SDCs in Sri Lanka, out of those who were having oral health problems, 71% of children were treated during the year 2019. The highest percentage was reported from Colombo district (100%) while the lowest was reported from Mannar district (32%).

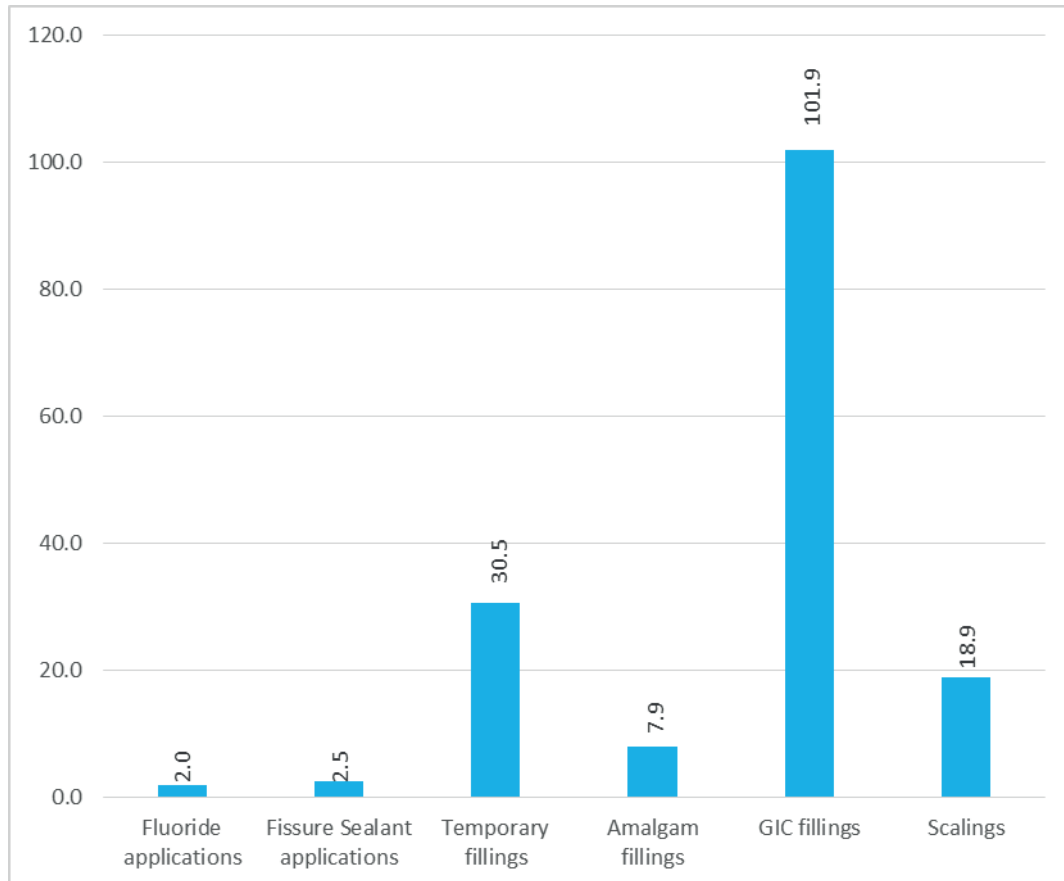
Table 5.1 explained the district wise values for the total number of school children screened, total number of healthy school children out of screened children, total number of children who needed treatments and total number of treatment completed children and percentage of treated children out of the children who need treatment in each district.

Table 5.1: Performance of SDT: district variation

District	Total screened school children	Total healthy school children	Total children need treatment	Total treatment completed children	% treated out of who need treatment
Mullaitivu	4,255	1,511	2,744	1,303	47
Mannar	2,179	484	1,695	549	32
Jaffna	27,960	10,604	17,356	8367	48
Kilinochchi	3,073	802	2,271	999	44
Vavuniya	4,367	2,053	2,314	828	36
Anuradhapura	41,562	18,242	23,320	9,796	42
Polonnaruwa	20,326	7,281	13,045	8,259	63
Kurunegala	66,528	27,851	38,677	26,326	68
Puttalam	38,786	12,663	26,123	21,161	81
Trincomalee	9,658	3,741	5,917	2,156	36
Kalmunai	24,894	7,503	17,391	6,382	37
Ampara	10,913	4,238	6,675	4,052	61
Batticaloa	12,171	3,309	8,862	3,122	35
Kandy	64,774	20,439	44,335	39,028	88
Nuwara Eliya	48,755	15,327	33,428	20,984	63
Matale	22,148	8,384	13,764	11,012	80
Kalutara	47,496	16,906	30,590	22,653	74
Gampaha	89,212	40,901	48,311	37,585	78
Colombo	94,084	38,760	55,324	55,324	100
NIHS	14,280	5,441	8,839	4,778	54
Badulla	53,352	17,673	35,679	24,013	67
Monaragala	30,527	15,154	15,373	10,881	71
Galle	54,073	20,686	33,387	24,088	72
Matara	39,549	18,919	20,630	17,439	85
Hambantota	30,486	13,515	16,971	9,792	58
Kegalle	41,377	12,981	28,396	21,894	77
Rathnapura	55,627	20,538	35,089	21,504	61
Sri Lanka	952,412	365,906	586,506	414,275	71

Figure 5.4 explains the monthly average number of selected types of treatments carried out by a single SDT in the year 2019.

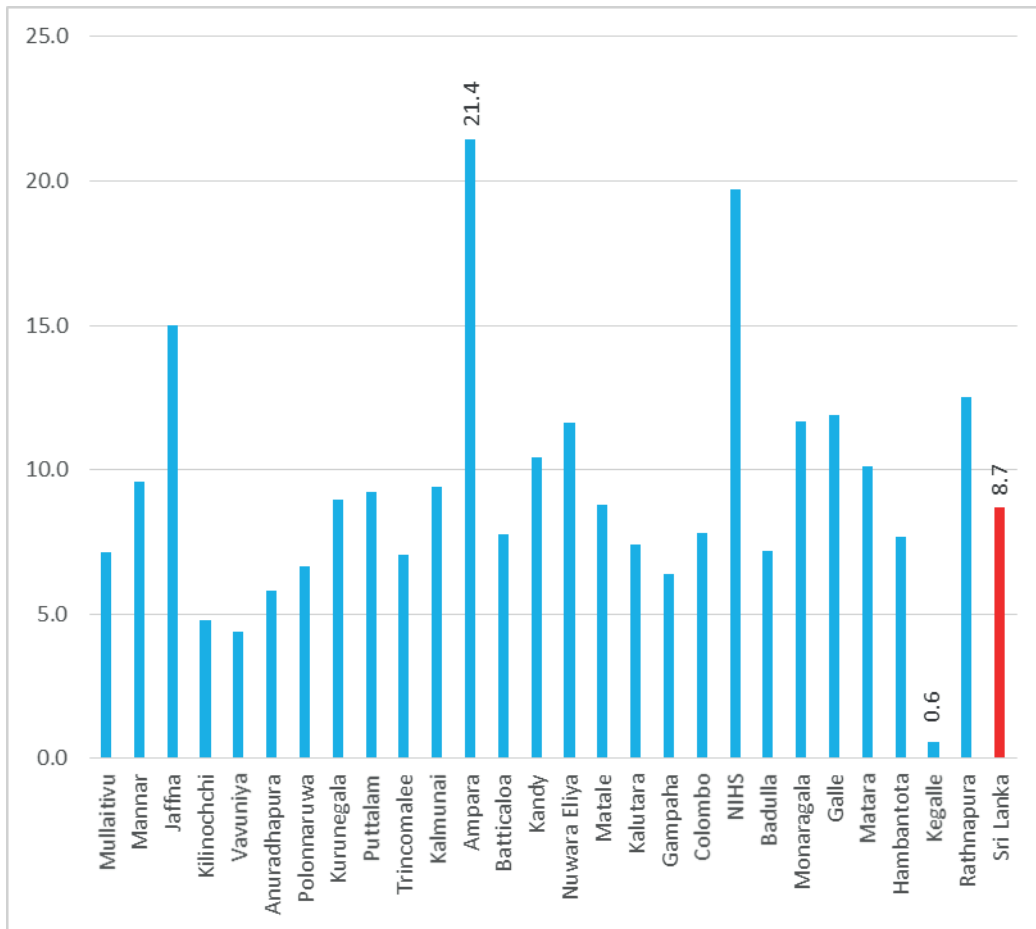
Fig. 5.4: Monthly average number of selected types of treatments carried out by a single SDT in the year 2019



Considering the types of treatments carried out by a single SDT, most common type of treatment was GIC fillings having a monthly average of 101.9 per SDT. Treatments focusing the prevention of dental diseases such as Fluoride applications and Fissure Sealant applications were done very rarely having monthly averages of 2 and 2.5 respectively per SDT.

Figure 5.5 explains the monthly average number of oral health promotional sessions conducted by a single SDT for different target groups in the year 2019.

Fig. 5.5: Monthly average number of oral health promotional sessions conducted by single SDT for different target groups in year 2019: district variation



NIHS- National Institute of Health Sciences- Kalutara

Average number of oral health promotional sessions conducted by one SDT in a month to different target groups was 8.7 and it varied from 0.6 in Kegalle district to 21.4 in Ampara district.

Ministry of Health

Suwasiripaya, 385, Rev. Baddegama Wimalawansa Thero Mawatha, Colombo 10,
Sri Lanka.

www.moh.gov.lk

9 789553 666826

