



Human Resource Profile Ministry of Health



**Health Staff Inposition
by 31December 2015**

**Health Information Unit
Management Development and Planning Unit
Ministry of Health Sri Lanka**



Contents

Page

Forward	i
1. Basic Information	1
2. Location of Major Hospitals	2
3. Staff Details	3
4. Curative Services	
4.1 Profile of Medical Officers	6
4.2 Profile of Nursing Officers	9
4.3 Profile of Medical Laboratory Technologists	12
4.4 Distribution of Physiotherapists	14
4.5 Distribution of School Dental Therapists	15
4.6 Distribution of Attendants	16
5. Preventive Services	
5.1 Profile of Public Health Inspectors (PHI)	17
5.2. Profile of Public Health Midwives	18
6. Annexure	
Information of TH Peradeniya	20
Information of TH Anuradhapura	21
Information of RDHS Badulla	22

Forward

The total Human Resources of the Ministry of Health is around 1,23,855 It is distributed as 66,993 in the line ministry and 56,852 in the provinces. Other than for medical officers training of all other categories is carried out by the Ministry of Health. Recruitment of all categories of staff is carried out by the Ministry of Health. In addition, transfers of Medical officers and all categories working in the line ministry is carried out by the Ministry of Health. Therefore, it is important for the Ministry of Health to have detailed information on the human resource profile in the health sector.

Preparation of a Software for a Web Based Human Resource Information System using open source languages and Databases was completed in early 2012. It was piloted in TH Anuradhapura, TH Peradeniya and PGH Badulla. After successful piloting, the data entry was commenced in the line Ministry institutions. Training programmes were conducted in all institutions prior to data entry and . Public Management Assistants working on personal files were trained for data entry. By the end of 2013 it was decided to expand this System to the provinces. Training of all staff was carried out district wide.

Regular review meetings were carried out to monitor the data entry. The data was validated through the National Identity Card Number. At present it is estimated that 90% of HR information is captured in the data base.

1. Basic Information

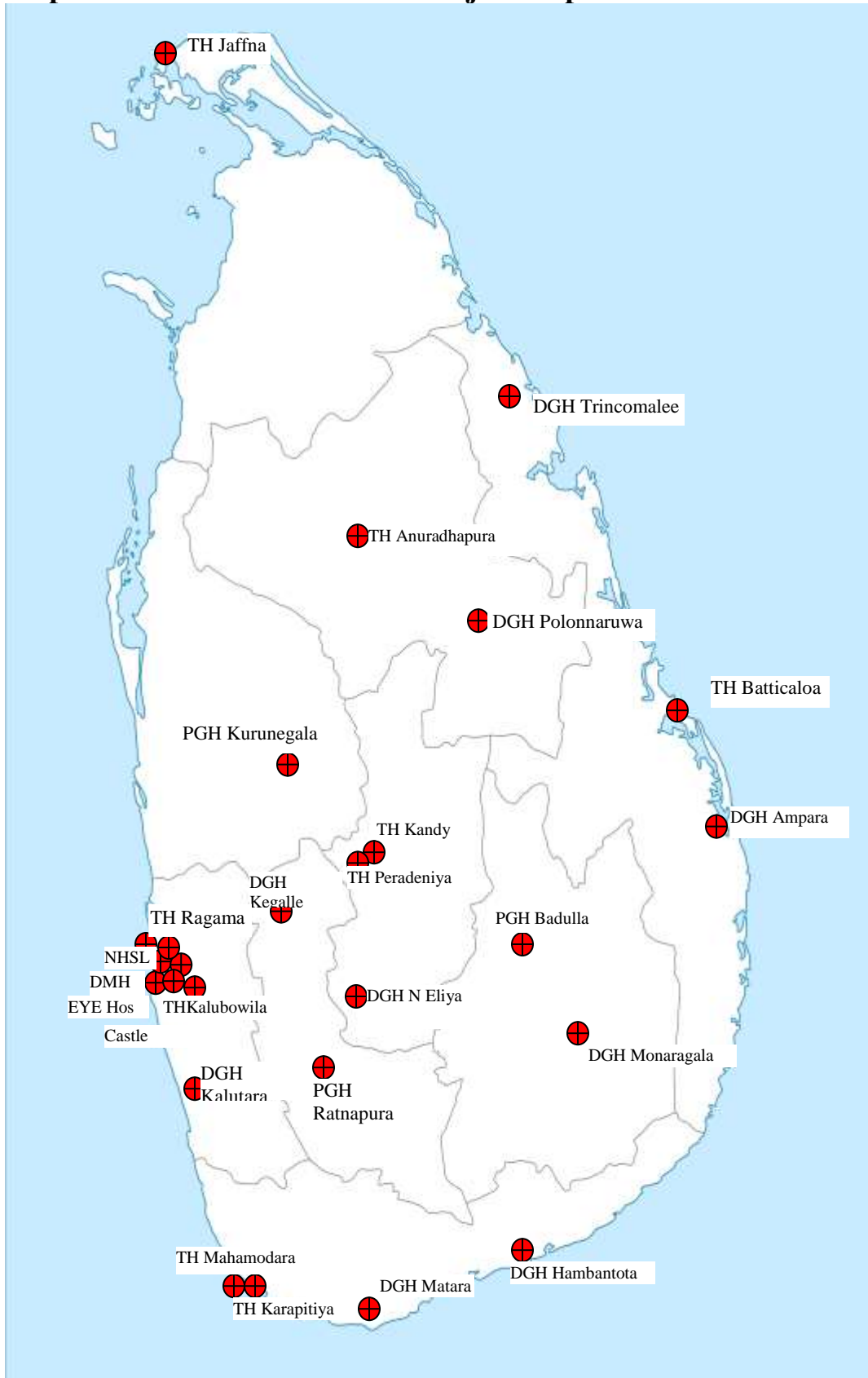
Table 1 shows the distribution of curative health care institutions in the country.

Table 1: **Distribution of Curative Health Care Institutions**

Institution	Line Ministry	Province
National Hospital	01	
Teaching Hospitals	12	
Provincial General Hospital		03
District General Hospital	10	08
Base Hospital Type – A	05	17
Base Hospital Type – B	01	45
Divisional Hospital type – A(More than 100 patients Beds)		42
Divisional Hospital type - B(Between 50 to 100 patients Beds)		129
Divisional Hospital type - C(Less than 50 patients Beds)		322
Primary Medical Care Unit (Central Dispensaries & Maternity Homes)		474
Board Managed Hospitals	02	
Special Hospitals	05	
Total	36	1040

According to table 1 there are 1076 curative health care institutions in the country. The distribution of various categories of institutions is also given.

2. Map of Sri Lanka – Location of Major Hospitals



3. Staff Details

Table 2: Present Position of All Staff by category

Category	Line Ministry	Province	Total
Secretary	1	0	1
Additional Secretary	3	0	3
Medical Consultants	1214	359	1573
Medical Officer	10451	5950	16401
Dental Surgeon	569	753	1322
Registered Medical Officer	119	944	1063
Veterinary Surgeon	4	4	8
Engineer	10	0	10
Nursing Officer	21815	10547	32362
Principal N T S	8	0	8
Public Health Midwife	1148	8016	9164
Food & Drug Inspector	15	31	46
Community Health Social Work Officer	2	0	2
Public Health Inspector	149	1533	1682
Assistant Director-Nutrition Co-ordinati	8	0	8
Assistant Director-ICT	2	0	2
Accountant	40	38	78
Assistant Director-Medical Supplies	3	1	4
Animal Supevisor	3	0	3
Artist	2	0	2
Translator	2	0	2
P P O	10	102	112
P P A	26	271	297
M R O	12	6	18
M R A	34	87	121
Health Education Officer	5	7	12
Budget Assistant	3	6	9
Research Officer	24	0	24
Public Relation Officer	4	1	5
Investigation Assistant	27	0	27
Data Entry Operator	2	12	14
Audiology Technician	23	0	23
Administrative Officer/Hospital Secretar	36	43	79
Development Officer	543	545	1088
Perfusionist	26	0	26
Public Management Assistant	1784	1463	3247
Ward Clerk	343	61	404
ICT Assistant	74	9	83
Programme Assistant	18	362	380

Book Keeper	2	0	2
Medical Supplies Assistant	16	0	16
Audio visual officer	2	2	4
Receptionist	3	0	3
Public Health Field Officer	9	357	366
Public Co-ordinating Assistant	12	1	13
Physicist	27	8	35
Nutritionist	12	0	12
Nutrition Assistant	5	0	5
Entomological Assistant	18	104	122
Tutor Pharmacist	5	0	5
Pharmaceutical Analyst	8	0	8
Pharmacist	935	484	1419
Dispenser	89	1059	1148
Tutor Dental Therapist	3	0	3
School Dental Therapist	13	387	400
Technical Officer	9	14	23
M L T	1021	406	1427
Physiotherapist	284	68	352
Speech Therapist	34	3	37
Radiographer	428	109	537
Electro Medical Technician	45	12	57
Cardiographer/ECG Recordist	211	76	287
E E G Recordist	69	7	76
P H L T/Microscopist	52	282	334
Tutor Occupational Therap	2	0	2
Occupational Therapist	84	8	92
Ophthalmic Technologist	105	47	152
Dental Technician	28	1	29
Technologists	2	4	6
Laboratory Technician	5	2	7
Work Shop Technician	8	0	8
Biomedical Engineer	5	11	16
Assistant Bio-Medical Engineer	5	1	6
Psychiatric Social Worker	21	0	21
Surgical Appliance Maker	26	0	26
Electrician	12	17	29
Telephone Operator	136	114	250
Cinema Operator	6	8	14
Pump Operater	3	16	19
Machine Operator	24	6	30
Biochemist	3	0	3
Chemist	6	0	6
Plant Operator	2	0	2

Biomedical Engineering Assistant	6	9	15
Control Room Operator	12	1	13
Spray Machine Operator	24	1185	1209
Packer	3	11	14
Diet Stewardess	95	43	138
House Warden	197	16	213
Shoe Maker	11	0	11
Limb Maker	22	0	22
Foreman	48	0	48
Carpenter	16	6	22
Plumber	48	6	54
Mason	2	3	5
Motor Mechanics	8	0	8
Painter	3	2	5
Latheman	2	2	4
Welder	6	2	8
Vaccinator	2	76	78
Driver	867	1369	2236
Duplicating/Ronio Machine Operator	5	0	5
Hospital Overseer	174	121	295
Lift Operator	173	5	178
Lift Technician	11	9	20
Fork Lift Operetor	5	0	5
Storemen	37	0	37
Book Binder	14	6	20
Cycle Orderly	11	7	18
K K S	149	149	298
Circuit Bungalow Keeper	4	0	4
Watcher	28	419	447
Seamstress	82	21	103
Lab Orderly	212	14	226
Lab Assistant	66	31	97
Hospital Overseer	14	27	41
Attendant	3872	4208	8080
S K S (Senior)	4428	3666	8094
S K S (Junior)	10016	9163	19179
S K S (Substitute)	3173	1006	4179
Cook	353	106	459
Development Assistant	261	64	325
Provincial Management Assistan	0	271	273
Others	70	96	165
	66993	56852	123845

There are many categories of staff in the Ministry of Health according to the Web Based Human Resource System. The State Healthcare Service has a total of 123,845 human resource capacity out of which 66993 belongs to the Line Ministry and 56852 under the Provinces.

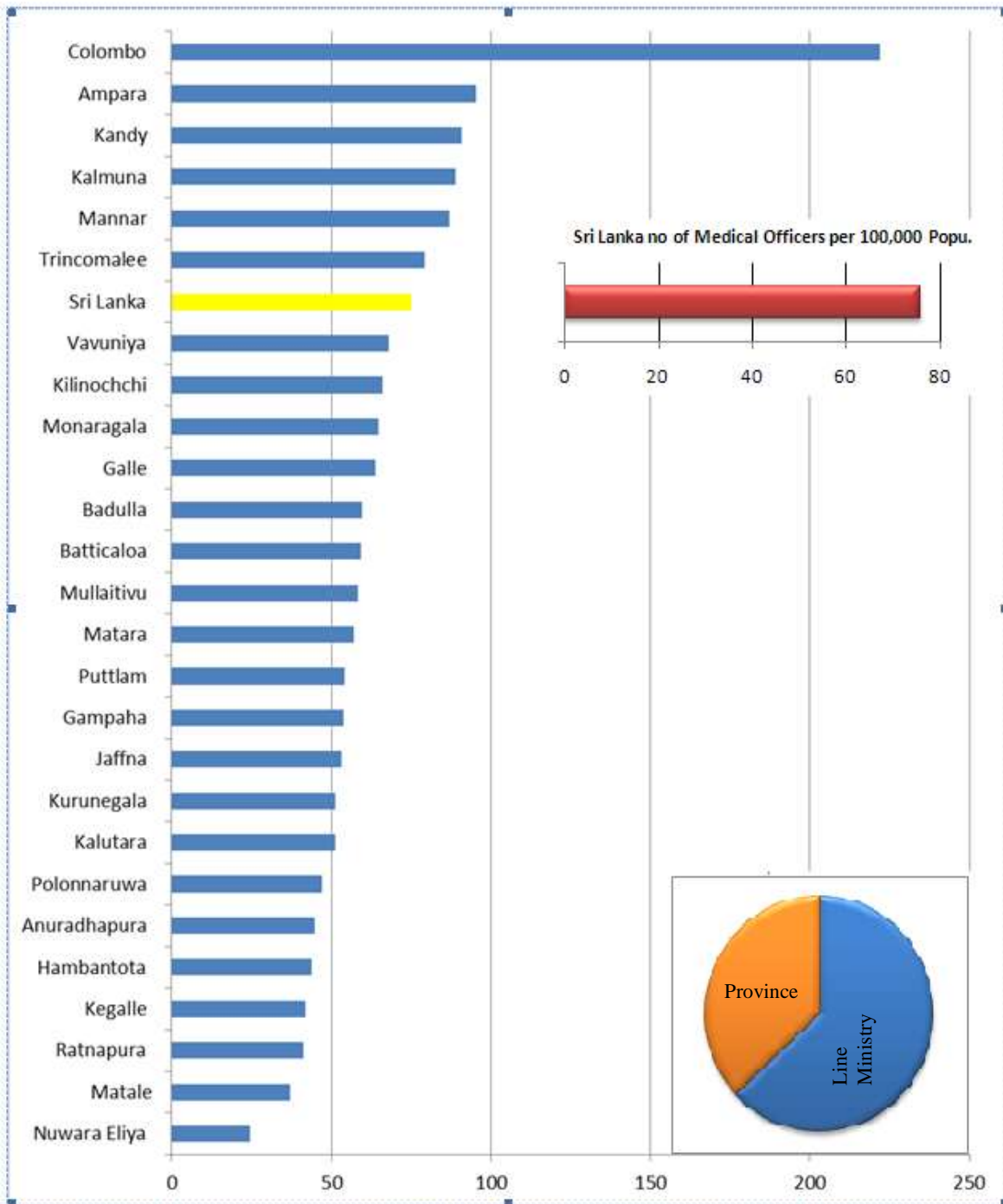
4 Curative Services

4.1 Profile of Medical Officers

Table 3:- Distribution of Medical Officers by District

District	Medical Officer		
	Central	Province	Sub Total
Colombo	4911	433	5344
Kalutara	288	379	667
Gampaha	595	718	1313
Galle	489	212	701
Matara	289	230	519
Hambanthota	131	213	344
Nuwaraeliya	104	151	255
Matale		197	197
Kandy	1142	231	1373
Anuradhapura	308	284	592
Polonnaruwa	134	147	281
Badulla	165	299	464
Monaragala	84	126	210
Kegalle	136	246	382
Rathnapura	229	282	511
Kurunegala	401	445	846
Puttlam	125	267	392
Kalmuna	80	151	231
Trincomalee	179	127	306
Batticaloa	182	199	381
Ampara	191	127	318
Jaffna	217	91	308
Vavuniya	0	130	130
Mannar	0	83	83
Kilinochchi	0	88	88
Mullaitivu	0	64	64
Total	10480	5921	16401

Graph 01: Distribution of Medical Officers per 100,000 Population by District

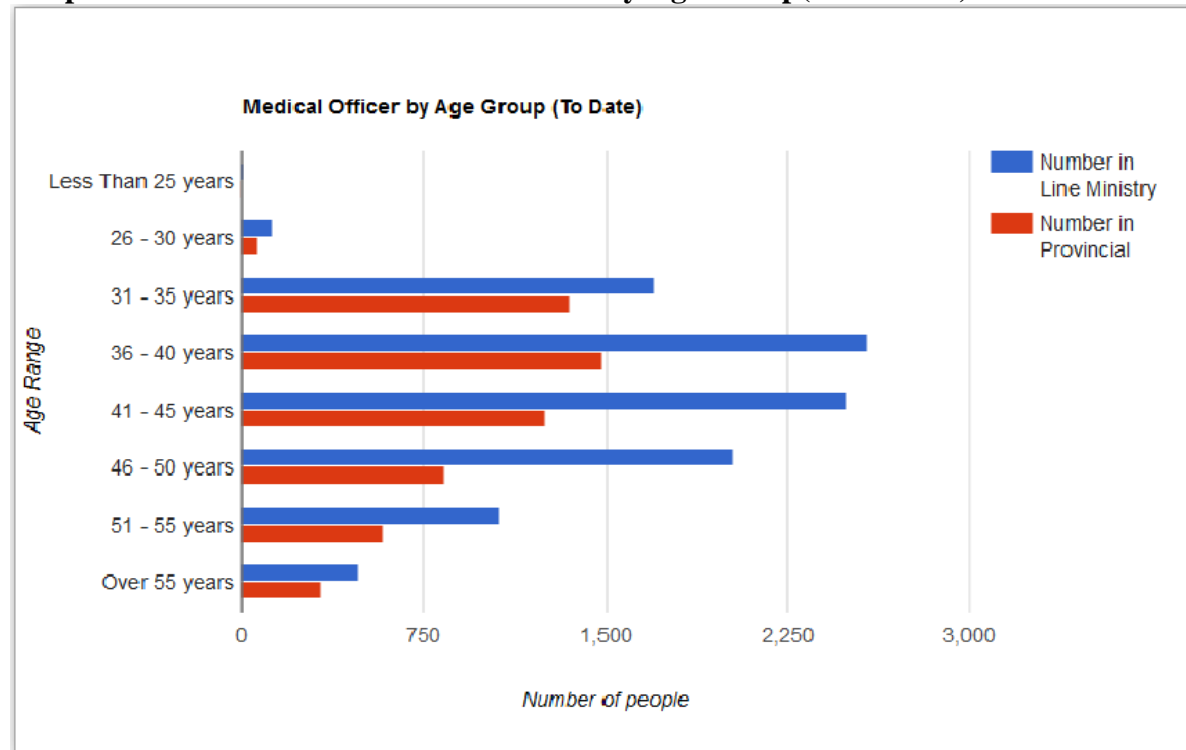


According to the above graph its evident that most of the districts are below the Sri Lankan average and Nuwara Eliya seems to have the least number of Medical Officers per 100,000 population.

Table 4 Age Range of Medical Officers

Age Range	Number in Line Ministry	Number in Provincial	Total
26 - 30 years	133	67	194
31 - 35 years	1703	1348	3051
36 - 40 years	2580	1492	4072
41 - 45 years	2495	1252	3747
46 - 50 years	2029	840	2869
51 - 55 years	1067	582	1644
56 years	118	81	189
57 years	102	82	174
58 years	98	57	145
59 years	70	62	122
60 years	75	58	123
Total	10480	5921	16401

Graph 02: Distribution of Medical Officers by Age Group(31-12-2015)



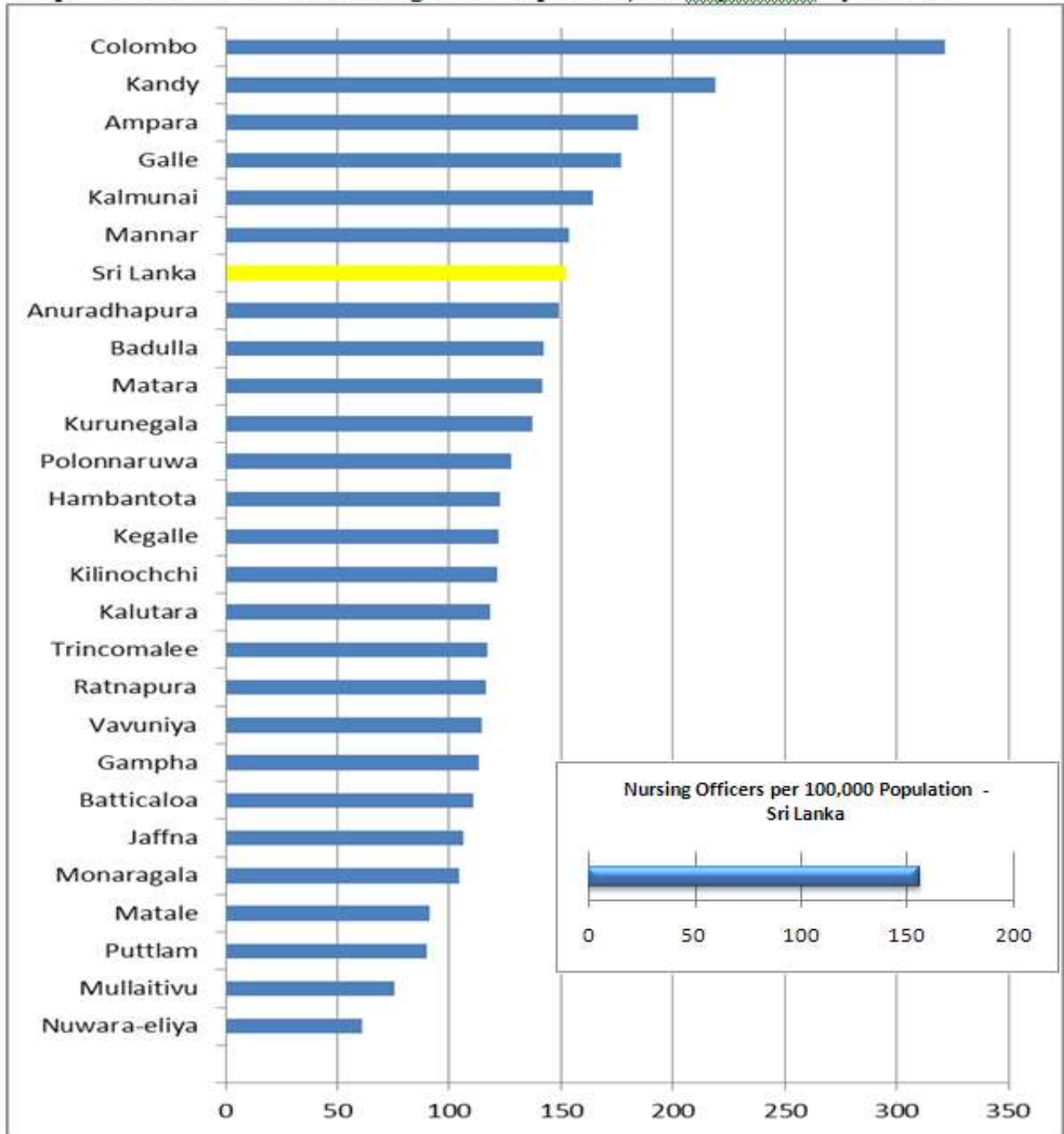
4.2 Profile of Nursing Officers

Table 05: Distribution of Nursing Staff by District

Institute Name	Line Ministry	Province	Total
Colombo	6728	708	7436
Kalutara	719	841	1460
Gampaha	1344	1330	2674
Western	8791	2879	11570
Galle	1381	484	1865
Matara	822	308	1130
Hambantota	711	445	856
Southern	2814	1237	4051
Kandy	2776	308	3084
Matale		489	489
Nuwara Eliya	257	336	493
Central	3033	11133	4166
Anuradhapura	924	413	1337
Polonnaruwa	479	153	632
North Central	1403	566	1969
Badulla	621	597	1218
Monaragala	190	364	454
UVA	811	961	1772
Ratnapura	675	695	1370
Kegalle	546	487	1033
Sabaragamuwa	1221	1082	2303
Kurunegala	1233	952	2185
Puttlam	275	413	688
North Western	1508	1365	2873
Ampara	497	186	683
Batticaloa	453	135	588
Trincomalee	303	142	445
Kalmuna	380	302	682
Eastern	1533	665	2198
Jaffna	483	148	631
Vavuniya		188	188
Mannar		150	150
Kilinochchi		65	65
Mullaitivu		44	44
Northern	483	595	1078
Total	21815	10547	32362

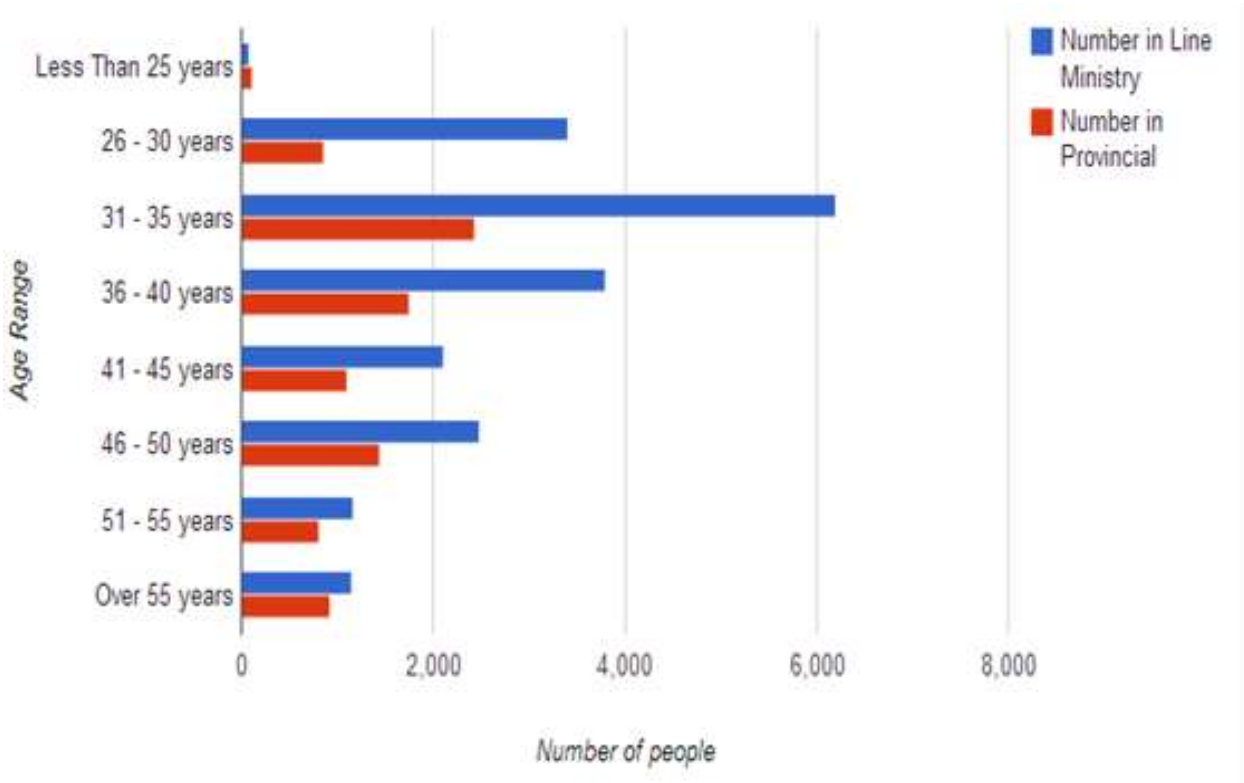
According to the above table there are 32,362 Nursing Officers out of which 21,815 are under the Line Ministry and 10,547 are under provincial ministries.

Graph 03: Distribution of Nursing Officers per 100,000 Population by District



According to the above graph its evident that most of the districts are below the Sri Lankan average and Nuwara Eliya seems to have the least number of Nursing Officers per 100,000 population.

Graph 04: Distribution of Nursing Officers by Age Group (31-12-2015)



4.3 Profile of Medical Laboratory Technologists

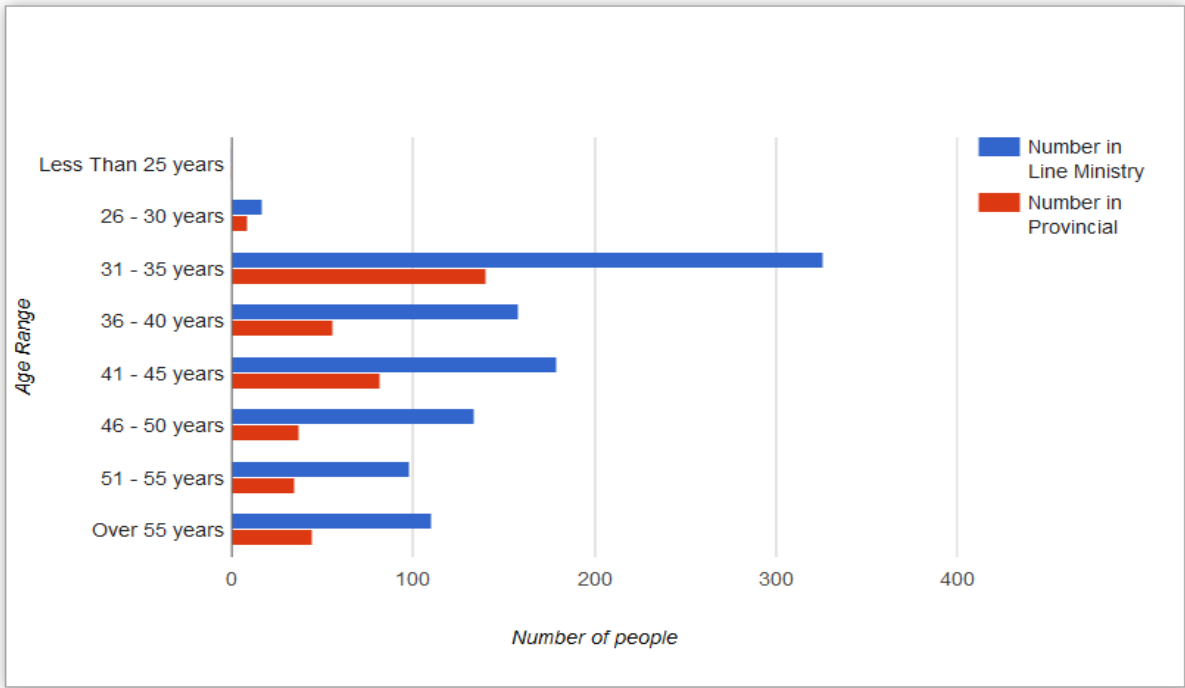
Table 06: Distribution of M L T According District

District Name	Line Ministry	District	Total
Colombo	394	20	414
Kalutara	47	27	74
Gampaha	53	45	98
Subtotal (WP)	494	92	586
Galle	57	16	73
Matara	29	13	42
Hambantota	23	13	36
Subtotal (SP)	109	42	151
Kandy	100	19	119
Matale		18	18
Nuwara Eliya	14	4	18
Subtotal (CP)	114	41	155
Anuradhapura	34	17	51
Polonnaruwa	18	8	26
Subtotal (NCP)	52	25	77
Badulla	28	26	54
Monaragala	12	11	23
Subtotal (UVP)	40	37	77
Ratnapura	32	18	50
Kegalle	20	18	38
Subtotal (SBP)	52	36	88
Kurunegala	42	50	92
Puttlam	17	22	39
Subtotal (NWP)	59	72	131
Ampara	22	16	38
Batticaloa	21	3	24
Trincomalee	15	9	24
Kalmuna	18	8	26
Subtotal (EP)	76	36	112
Jaffna	25	4	29
Vavuniya		7	7
Mannar		10	10
Kilinochchi		2	2
Mullaitivu		2	2
Subtotal (NP)	25	25	50
Total	1021	406	1427

According to the above table there are 1,427 Medical Laboratory Technicians, out of which 1,021 are under the Line Ministry and 406 are under provincial ministries.

Table 6- M L T By Age Group – 31-12-2015

Age Range	Number in Line Ministry	Number in Provincial	Total
26 - 30 years	17	9	26
31 - 35 years	326	140	466
36 - 40 years	158	56	214
41 - 45 years	179	82	261
46 - 50 years	134	37	171
51 - 55 years	98	35	133
56 years	26	6	32
57 years	28	5	33
58 years	25	11	36
59 years	18	12	30
60 years	12	13	25
Total	1021	401	1427



4.4 Table 7 Distribution of Physiotherapist by District

District	Physiotherapist		
	Central	Province	Sub Total
Colombo	91	4	95
Kalutara	7	4	11
Gampaha	38	6	44
Galle	16	0	16
Matara	7	1	8
Hambanthota	4	3	7
Nuwaraeliya	6	1	7
Matale	1	3	4
Kandy	27	3	30
Anuradhapura	13	3	16
Polonnaruwa	7	3	10
Badulla	7	11	18
Monaragala	0	1	1
Kegalle	4	3	7
Rathnapura	9	3	12
Kurunegala	16	2	18
Puttlam	1	2	3
Kalmuna	2	0	2
Trincomalee	4	2	6
Batticaloa	9	0	9
Ampara	7	2	9
Jaffna	6	3	9
Vavuniya	0	1	1
Mannar	0	1	1
Kilinochchi	0	3	3
Mullaitivu	0	3	3
Total	284	68	352

4.5 Table 8 Distribution of School Dental Therapist

District	School Dental Therapist		
	Central	Province	Sub Total
Colombo	1	56	57
Kalutara	8	23	31
Gampaha	0	32	32
Galle	0	35	35
Matara	0	22	22
Hambanthota	0	16	16
Nuwaraeliya	0	9	9
Matale	0	10	10
Kandy	0	25	25
Anuradhapura	1	18	19
Polonnaruwa	0	11	11
Badulla	0	17	17
Monaragala	0	11	11
Kegalle	0	16	16
Rathnapura	0	12	12
Kurunegala	0	39	39
Puttlam	2	10	12
Kalmuna	0	4	4
Trincomalee	0	0	0
Batticaloa	0	3	3
Ampara	0	3	3
Jaffna	0	6	6
Vavuniya	0	4	4
Mannar	0	1	1
Kilinochchi	0	1	1
Mullaitivu	0	0	0
Total	13	387	400

4.6 Table 8 Distribution of Attendant by District

District	Attendant		
	Central	Province	Sub Total
Colombo	864	117	981
Kalutara	207	213	420
Gampaha	224	231	455
Galle	231	134	365
Matara	217	142	359
Hambanthota	54	145	199
Nuwaraeliya	61	92	153
Matale	0	158	158
Kandy	387	316	703
Anuradhapura	221	255	476
Polonnaruwa	98	111	209
Badulla	127	235	362
Monaragala	39	140	179
Kegalle	83	160	243
Rathnapura	228	182	410
Kurunegala	234	412	646
Puttalam	25	85	110
Kalmuna	46	51	97
Trincomalee	124	118	242
Batticaloa	77	52	129
Ampara	170	49	219
Jaffna	141	342	483
Vavuniya	0	135	135
Mannar	0	115	115
Kilinochchi	0	106	106
Mullaitivu	0	111	111
Total	3872	4208	8080

5 Preventive Services

5.1 Table -9 Distribution of Public Health Inspector

District	Public Health Inspector		
	Central	Province	Sub Total
Colombo	91	83	174
Kalutara	25	47	72
Gampaha	14	89	103
Galle	0	89	89
Matara	0	73	73
Hambanthota	2	53	55
Nuwaraeliya	0	28	28
Matale	0	40	40
Kandy	4	88	92
Anuradhapura	1	103	104
Polonnaruwa	1	37	38
Badulla	1	62	63
Monaragala	0	42	42
Kegalle	0	73	73
Rathnapura	0	91	91
Kurunegala	2	120	122
Puttlam	0	54	54
Kalmuna	1	62	63
Trincomalee	0	58	58
Batticaloa	1	65	66
Ampara	2	29	31
Jaffna	2	66	68
Vavuniya	0	22	22
Mannar	0	21	21
Kilinochchi	0	17	17
Mullaitivu	0	18	18
Total	149	1533	1682

5.2 Profile of Public Health Midwives

Table 10 Distribution of Public Health Midwife by District

Province	District Name	Line Ministry	Province	Total
Western Province	Colombo	187	373	560
	Kalutara	146	463	609
	Gampaha	55	647	702
	Subtotal (WP)	388	1483	1871
Southern Province	Galle	88	431	519
	Matara	77	405	482
	Hambantota	35	220	255
	Subtotal (SP)	200	1056	1256
Central Province	Kandy	97	561	658
	Nuwara Eliya	12	200	212
	Matale		231	231
	Subtotal (CP)	109	992	1101
North Central	Anuradhapura	36	415	451
	Polonnaruwa	25	154	179
	Subtotal (NCP)	61	569	630
Uva	Badulla	33	376	409
	Monaragala	21	289	310
	Subtotal (UP)	54	665	719
Sabaragamuwa	Ratnapura	37	430	467
	Kegalle	57	373	430
	Subtotal (SabP)	94	803	897
North Western Province	Kurunegala	75	778	853
	Puttalam	13	273	286
	Subtotal (NWP)	88	1051	1139
Eastern Province	Ampara	38	147	185
	Batticaloa	29	226	255
	Trincomalee	16	223	239
	Kalmunai	36	268	304
	Subtotal (EP)	119	864	983
Northern Province	Jaffna	35	224	259
	Vavuniya		90	90
	Mannar		108	108
	Kilinochchi		60	60
	Mullaitivu		51	51
	Subtotal (NP)	35	533	568
	Total	1148	8016	9164

According to the above table there are 9,164 Public Health Midwives, out of which 1,148 are under the Line Ministry and 8,016 are under provincial ministries.

Graph 07: Comparison of Public Health Midwives by District

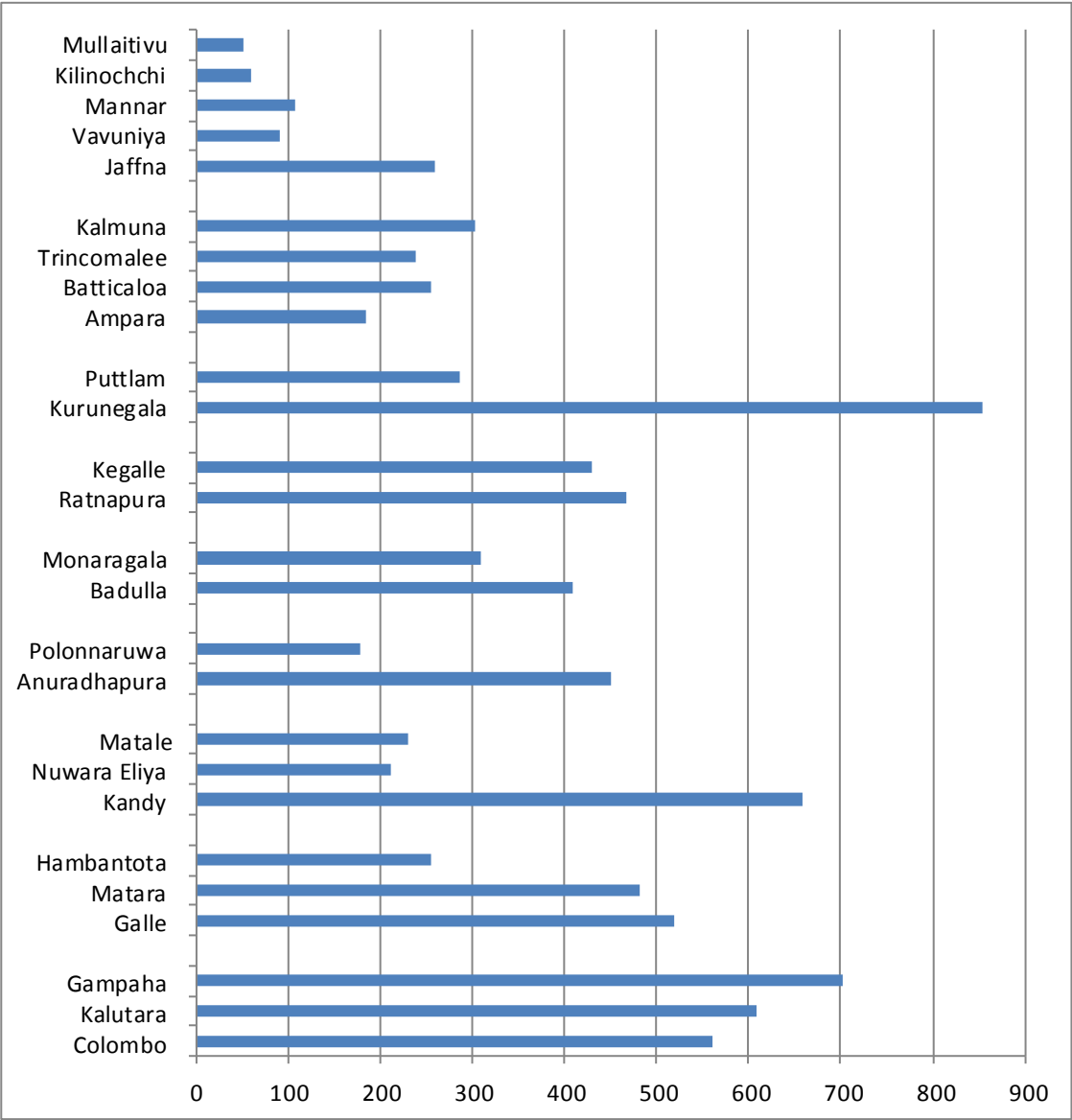


Table 11 Staff By Category TH Peradeniya

Category	Number of Staff
Medical Administrative Grade	2
Medical Consultants	9
Medical Officer	229
Dental Surgeon	38
Matron	2
Nursing Officer	655
Nursing Sister	10
Public Health Midwife	38
Public Health Inspector	1
Accountant	1
M R A	2
Administrative Officer/Hospital Secretar	1
Development Officer	11
Public Management Assistant	38
Ward Clerk	8
ICT Assistant	1
Nutritionist	1
Pharmacist	29
M L T	31
Physiotherapist	8
Radiographer	14
Cardiographer/ECG Recordist	6
E E G Recordist	1
Occupational Therapist	1
Psychiatric Social Worker	1
Telephone Operator	6
Diet Stewardess	4
House Warden	6
Carpenter	1
PUMP OPERATOR	1
Driver	17
Hospital Overseer	8
Liftman	4
Book Binder	1
K K S	2
Seamstress	3
Lab Orderly	10
Attendant	34
S K S (Senior)	239
S K S (Junior)	295
S K S (Substitute)	58
Cook	10
Electrician	1
Development Assistant	7
Total	1845

Table 12 Staff by Category TH Anuradhapura

Category	Number of Staff
Medical Administrative Grade	2
Medical Consultants	58
Medical Officer	268
Dental Surgeon	15
Matron	8
Nursing Officer	913
Nursing Sister	44
Public Health Midwife	33
Public Health Inspector	1
Accountant	1
P P A	1
M R O	1
Audiology Technician	1
D O and DA	13
Public Management Assistant	43
Ward Clerk	15
Data Entry Operator	3
Public Health Field Officer	3
Physicist	1
Nutritionist	1
Pharmacist	36
Dispenser	1
School Dental Therapist	1
M L T	32
Physiotherapist	13
Speech Therapist	2
Radiographer	15
Cardiographer/ECG Recordist	9
E E G Recordist	3
P H L T/Microscopist	2
Occupational Therapist	2
Ophthalmic Technologist	3
Dental Technician	2
Psychiatric Social Worker	1
Electrical Technician	1
Telephone Operator	6
Machine Operator	1
Spray Machine Operator	2
Diet Stewardest	2
House Warden	2
Plumber	2
Driver	23
Hospital Overseer	5
Lift Operator	3
Seamstress	1
Lab Orderly	6
Attendant	221
S K S (Senior)	72
S K S (Junior)	418
S K S (Substitute)	267
Cook	14
Total	2593

Table 13 Staff by Category –Badulla RDHS

Designation	Total
Medical Administrator (Senior)	4
Consultant Physician	6
Consultant Dermatologist	3
Consultant General Surgeon	4
Consultant Ob & Gyn	4
Consultant Paediatrician	4
Consultant Anaesthetist	2
Consultant ENT Surgeon	1
Consultant Radiologist	2
Consultant Community Physician	1
Other Consultants	1
Medical Officer	295
Dental Surgeon	62
Regional Dental Surgeon	1
R M O/A M O	41
R M O/A M O	1
Nursing Officer	580
Nursing Sister	24
RSPHNO	2
PHNS	11
Public Health Midwife	371
Food & Drugs Inspector	1
P H I	63
Div. PHI	2
SPHI	10
Accountant G-I	1
Planning & Programming Assista	1
Statistical Officer	1
Health Educaton Officer	1
Administrative Officer/Hospita	4
Development Officer	82
Public Management Assistant	95
Ward Clerk	11
ICT Assistant	1
Drugs Store Keeper	2
Library Assistant	1
Public Health Field Officer	6
Entomology Assistant	3
Pharmacist	29
Dispenser	75
School Dental Therapist	17
Technical Officer	1
M L T	30

Physiotherapist	11
Speech Therapist	2
Radiographer	11
Electro Medical Technician	1
Cardiographer/ECG Recordist	8
Cardiographer/ECG Recordist	1
P H L T/Microscopist	10
Occupational Therapist	1
Ophthalmic Technician	3
Spray Machine Operator, C221	33
Carpenter	3
Mason	1
Painter	1
Vaccinator	2
Driver	82
Liftman	1
K K S	7
Watcher	55
Seamstress	1
Lab Orderly	2
Lab Assistant	1
Hospital Overseer	16
Attendent	235
S K S (Senior)	388
S K S (Junior)	554
S K S (Substitute)	21
Driver Casual	6
Electrician	3
Provincial Management Assistan	1
Chief Accountant	1
Total	3319

Web Based HRM System

➤ www.health.gov.lk/en and Access HRM System



HRMS Login Panel

Ministry of Health Sri Lanka

Line Ministry Login 

User Name:

Password:

Login

Clear

Provincial Ministry Login 

User Name:

Password:

Login

Clear